

Quiz 4

Kuan-Yu Memphis Chen



SLP Laboratory, NTNU
696470203@ntnu.edu.tw



Quiz 4 – problem 1

$$F_Y(y) = P(Y \leq y) = P(aX + b \leq y)$$

if $a > 0$

$$F_Y(y) = P\left(X \leq \frac{y-b}{a}\right) = F_X\left(\frac{y-b}{a}\right)$$

$$\Rightarrow f_Y(y) = \frac{dF_X\left(\frac{y-b}{a}\right)}{d\left(\frac{y-b}{a}\right)} \cdot \frac{d\left(\frac{y-b}{a}\right)}{dy} = \frac{1}{a} f_X\left(\frac{y-b}{a}\right)$$

if $a < 0$

$$F_Y(y) = P\left(X \geq \frac{y-b}{a}\right) = 1 - F_X\left(\frac{y-b}{a}\right)$$

$$\Rightarrow f_Y(y) = -\frac{dF_X\left(\frac{y-b}{a}\right)}{d\left(\frac{y-b}{a}\right)} \cdot \frac{d\left(\frac{y-b}{a}\right)}{dy} = -\frac{1}{a} f_X\left(\frac{y-b}{a}\right) \quad \therefore f_Y(y) = \frac{1}{|a|} f_X\left(\frac{y-b}{a}\right)$$

Quiz 4 – problem2

- Let X be a random variable such that $M_X(s) = ae^{2s} + be^{4s} + ce^{8s}$, $E[X] = 4$ and $\text{var}(X) = 6$. Find a , b , c , and the PMF of X .

$$\Rightarrow \because E[X] = 2a + 4b + 8c = 4$$

$$\text{var}(X) = 4a + 16b + 64c - (E[X])^2 = 6$$

$$\therefore \begin{cases} a + b + c = 1 \\ 2a + 4b + 8c = 4 \\ 4a + 16b + 64c - 16 = 6 \end{cases}$$

$$a = \frac{1}{2}, \quad b = \frac{1}{4}, \quad c = \frac{2}{8} = \frac{1}{4}, \quad p_X(x) = \begin{cases} \frac{1}{2}, & \text{if } x = 2 \\ \frac{1}{4}, & \text{if } x = 4 \\ \frac{1}{4}, & \text{if } x = 8 \end{cases}$$

Quiz 4 – problem3-(i)

- (i) $f_X(x) = \lambda e^{-\lambda x}, x \geq 0$

$$M_X(s) = \int_0^{\infty} e^{sx} \lambda e^{-\lambda x} dx = \lambda \int_0^{\infty} e^{(s-\lambda)x} dx$$

$$= \lambda \left. \frac{e^{(s-\lambda)x}}{(s-\lambda)} \right|_0^{\infty}, \text{ if } s - \lambda < 0$$

$$= \frac{\lambda}{\lambda - s}$$

Quiz 4 – problem3-(ii)&(iii)

- (ii)

if $Y = aX + b$

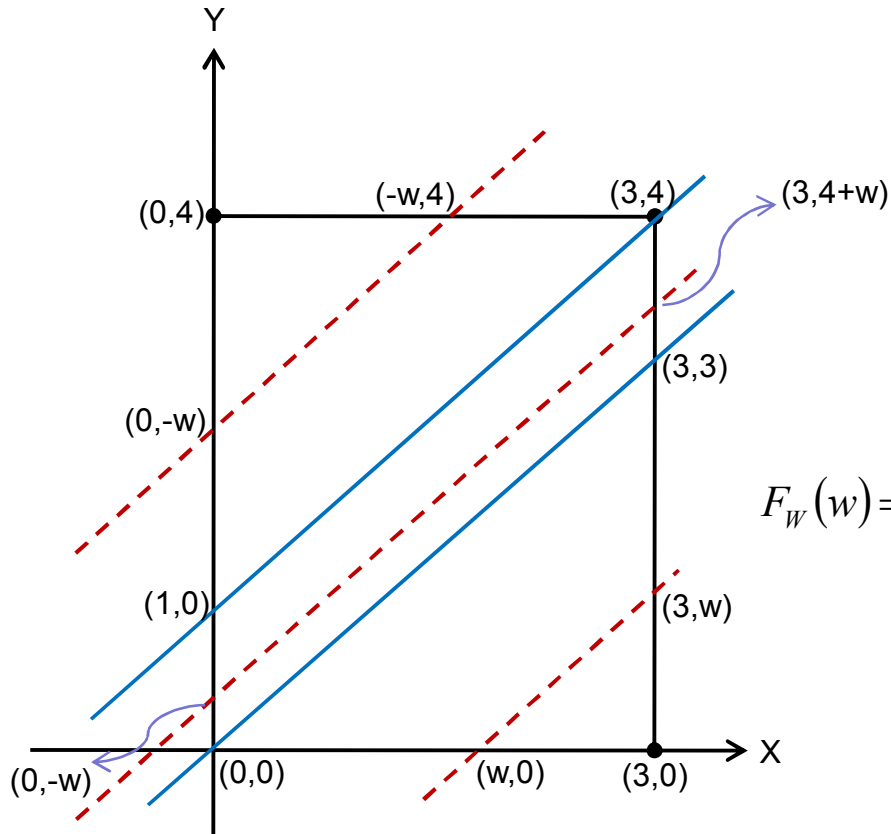
$$M_Y(s) = E[e^{s(aX+b)}] = e^{sb} E[e^{saX}] = e^{sb} M_X(sa)$$

$$\therefore M_Y(s) = e^{3s} M_X(2s) = e^{3s} \frac{\lambda}{\lambda - 2s}$$

- (iii)

$$M_W(s) = M_X(2s)M_Z(s) = \frac{\lambda}{\lambda - 2s} \frac{\eta}{\eta - s}$$

Quiz 4 – problem4-(i)

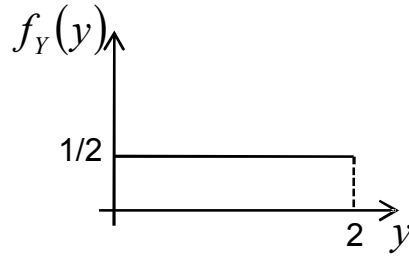
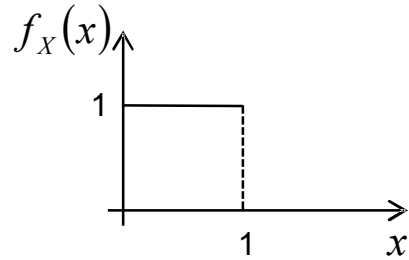


$$F_w(w) = \begin{cases} \frac{1}{12} \left[\frac{1}{2} (4+w)^2 \right] = \frac{(4+w)^2}{24} & , \text{if } -4 \leq w \leq -1 \\ \frac{1}{12} \left\{ \frac{[3+(1+w)] + (1+w) \cdot 3}{2} \right\} = \frac{5+2w}{8} & , \text{if } -1 \leq w \leq 0 \\ \frac{1}{12} \left[12 - \frac{1}{2} (3-w)^2 \right] = 1 - \frac{(3-w)^2}{24} & , \text{if } 0 \leq w \leq 3 \end{cases}$$

$$\therefore f_w(w) = \begin{cases} \frac{1}{3} + \frac{w}{12} & , \text{if } -4 \leq w \leq -1 \\ \frac{1}{4} & , \text{if } -1 \leq w \leq 0 \\ \frac{1}{4} - \frac{w}{12} & , \text{if } 0 \leq w \leq 3 \end{cases}$$



Quiz 4 – problem4-(ii)



$$f_W(w) = \int_0^3 f_X(t) f_Y(w-t) dt$$

if $0 \leq w \leq 1$

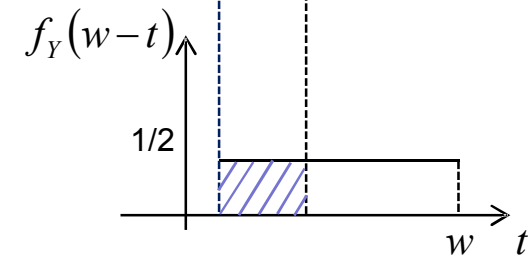
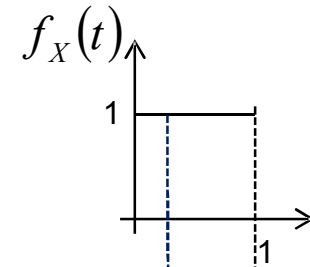
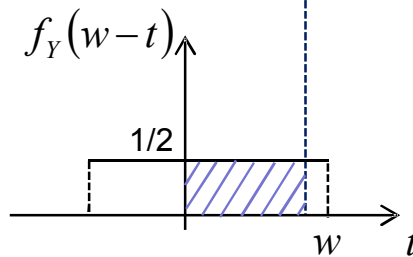
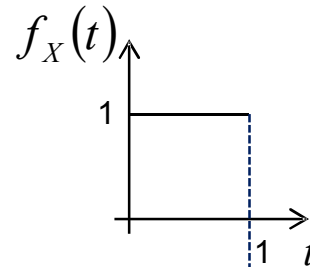
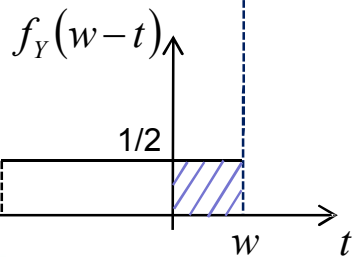
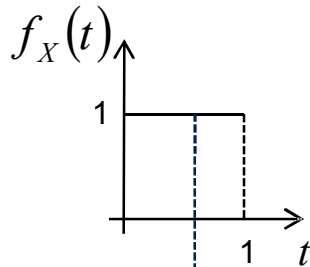
$$f_W(w) = \frac{w}{2}$$

if $1 \leq w \leq 2$

$$f_W(w) = \frac{1}{2}$$

if $2 \leq w \leq 3$

$$f_W(w) = \frac{1}{2}(1 - (w - 2)) = \frac{3 - w}{2}$$



Quiz 4 – problem5

$$\therefore E[X|Y] = \int_{-\infty}^{\infty} x f_{X|Y}(x|y) dx = \int_0^{2-y} x \frac{2}{2-y} dx = \frac{2-y}{4}$$

$$\therefore E[X] = \frac{2}{4} - \int_0^2 \frac{y}{4} \frac{2-y}{2} dy = \frac{1}{2} - \left[\frac{4}{8} - \frac{8}{24} \right] = \frac{1}{2} - \frac{1}{6} = \frac{1}{3}$$