

# Modeling in Information Retrieval

- Fuzzy Set, Extended Boolean,  
Generalized Vector Space,  
Set-based Models, and Best Match Models

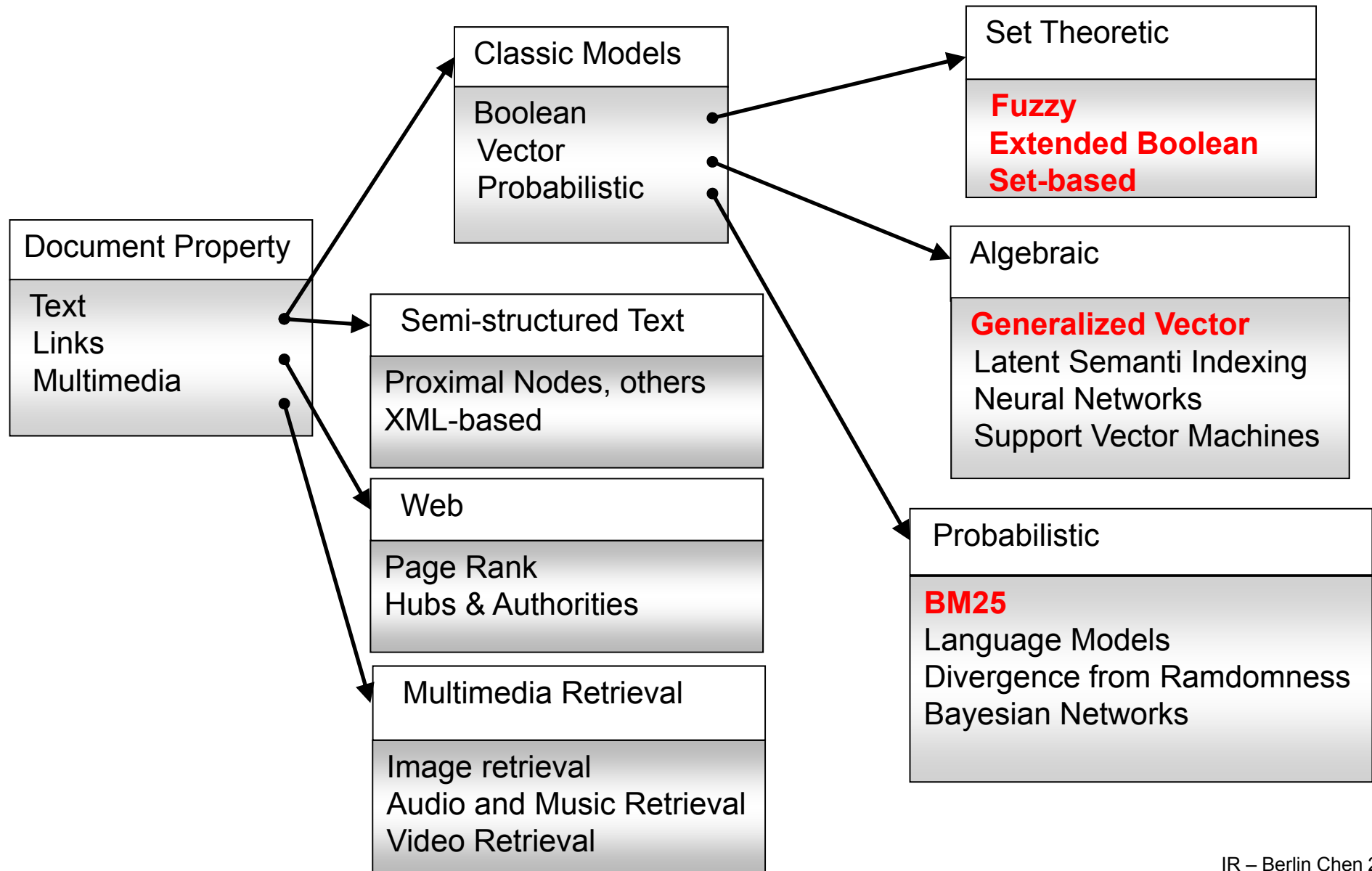
Berlin Chen

Department of Computer Science & Information Engineering  
National Taiwan Normal University

## References:

1. *Modern Information Retrieval*, Chapter 3 & Teaching material
2. *Language Modeling for Information Retrieval*, Chapter 3

# Taxonomy of Classic IR Models



# Outline

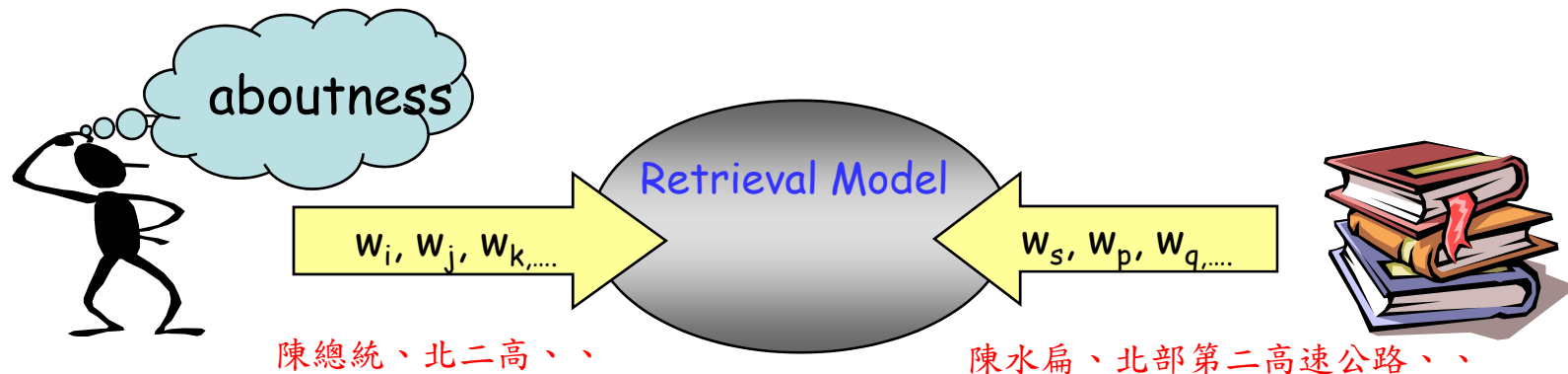
- **Alternative Set Theoretic Models**
  - Fuzzy Set Model (Fuzzy Information Retrieval)
  - Extended Boolean Model
  - Set-based Model
- **Alternative Algebraic Model**
  - Generalized Vector Space Model
- **Alternative Probabilistic Models**
  - Best Match Models (BM1, BM15, BM11 & BM 25)

# Fuzzy Set Model

- Premises

- Docs and queries are represented through sets of keywords, therefore the matching between them is vague

- Keywords cannot completely describe the user's information need and the doc's main theme



- For each query term (keyword)

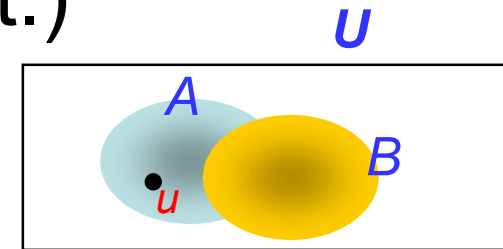
- Define a fuzzy set and that each doc has a degree of membership (0~1) in the set

# Fuzzy Set Model (cont.)

- Fuzzy Set Theory
  - Framework for representing classes (sets) whose boundaries are not well defined
  - Key idea is to introduce the notion of a *degree of membership* associated with the elements of a set
  - This degree of membership varies from 0 to 1 and allows modeling the notion of *marginal membership*
    - 0 → no membership
    - 1 → full membership
  - Thus, membership is now a gradual instead of abrupt
    - Not as conventional Boolean logic

Here we will define a fuzzy set for each query (or index) term, thus each doc has a degree of membership in this set.

# Fuzzy Set Model (cont.)



- Definition

- A fuzzy subset  $A$  of a universal of discourse  $U$  is characterized by a membership function

$$\mu_A: U \rightarrow [0,1]$$

- Which associates with each element  $u$  of  $U$  a number  $\mu_A(u)$  in the interval  $[0,1]$

- Let  $\bar{A}$  and  $B$  be two fuzzy subsets of  $U$ . Also, let  $\bar{A}$  be the complement of  $A$ . Then,

- Complement  $\mu_{\bar{A}}(u) = 1 - \mu_A(u)$
- Union  $\mu_{A \cup B}(u) = \max(\mu_A(u), \mu_B(u))$
- Intersection  $\mu_{A \cap B}(u) = \min(\mu_A(u), \mu_B(u))$

# Fuzzy Set Model (cont.)

- Fuzzy information retrieval

Defining term relationship

- Fuzzy sets are modeled based on a **thesaurus**
- This thesaurus can be constructed by a **term-term correlation matrix** (or called keyword connection matrix)

- $\vec{c}$  : a term-term correlation matrix
- $C_{i,l}$  : a normalized correlation factor for terms  $k_i$  and  $k_l$

$$C_{i,l} = \frac{n_{i,l}}{n_i + n_l - n_{i,l}}$$

$n_i$ : no of docs that contain $k_i$
$n_{i,l}$ : no of docs that contain both $k_i$ and $k_l$

ranged from 0 to 1

docs, paragraphs, sentences, ..

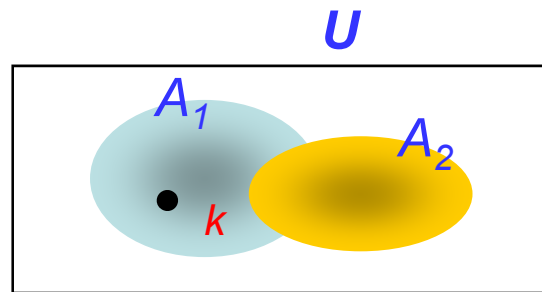
- We now have the notion of proximity among index terms

- The relationship is symmetric !

$$\mu_{k_i}(k_l) = c_{i,l} = c_{l,i} = \mu_{k_l}(k_i)$$

# Fuzzy Set Model (cont.)

- The **union** and **intersection** operations are modified here



$$\begin{aligned}
 & ab + \bar{a}b + a\bar{b} \\
 &= ab + (1-a)b + a(1-b) \\
 &= ab + b - ab + a - ab \\
 &= 1 - (1-a-b+ab) \\
 &= 1 - (1-a)(1-b)
 \end{aligned}$$

- **Union**: algebraic sum (instead of max)

$$\begin{aligned}
 \mu_{A_1 \cup A_2}(k) &= \mu_{A_1}(k)\mu_{A_2}(k) + \mu_{\bar{A}_1}(k)\mu_{A_2}(k) + \mu_{A_1}(k)\mu_{\bar{A}_2}(k) \\
 &= 1 - \prod_{j=1}^2 (1 - \mu_{A_j}(k)) \quad \text{a negative algebraic product}
 \end{aligned}
 \Rightarrow
 \begin{aligned}
 \mu_{A_1 \cup A_2 \dots \cup A_n}(k) &= \mu_{\cup_j A_j}(k) \\
 &= 1 - \prod_{j=1}^n (1 - \mu_{A_j}(k))
 \end{aligned}$$

- **Intersection**: algebraic product (instead of min)

$$\mu_{A_1 \cap A_2}(k) = \mu_{A_1}(k)\mu_{A_2}(k) \Rightarrow \mu_{A_1 \cap A_2 \dots \cap A_n}(k) = \prod_{j=1}^n \mu_{A_j}(k)$$



# Fuzzy Set Model (cont.)

- The degree of membership between a doc  $d_j$  and an index term  $k_i$

algebraic sum (a doc is a union of index terms)

$$\mu_{k_i}(d_j) = \mu_{d_j}(k_i) = \mu_{\cup_{k_l \in d_j} k_l}(k_i)$$

	$k_a$	$k_b$
$k_i$	$c_{i,a}$	$c_{i,b}$
	$1 - c_{i,a}$	$1 - c_{i,b}$

$$= 1 - \prod_{k_l \in d_j} (1 - \mu_{k_l}(k_i)) = 1 - \prod_{k_l \in d_j} (1 - c_{i,l})$$

- Computes an **algebraic sum** over all terms in the doc  $d_j$ 
  - Implemented as the complement of a negative algebraic product
  - A doc  $d_j$  belongs to the fuzzy set associated to the term  $k_i$  if its own terms are related to  $k_i$
- If there is at least one index term  $k_l$  of  $d_j$  which is strongly related to the index  $k_i$  ( $c_{i,l} \sim 1$ ) then  $\mu_{k_i,d_j} \sim 1$ 
  - $k_i$  is a good fuzzy index for doc  $d_j$
  - And vice versa

# Fuzzy Set Model (cont.)

- Example:

- Query  $q = k_a \wedge (k_b \vee \neg k_c)$

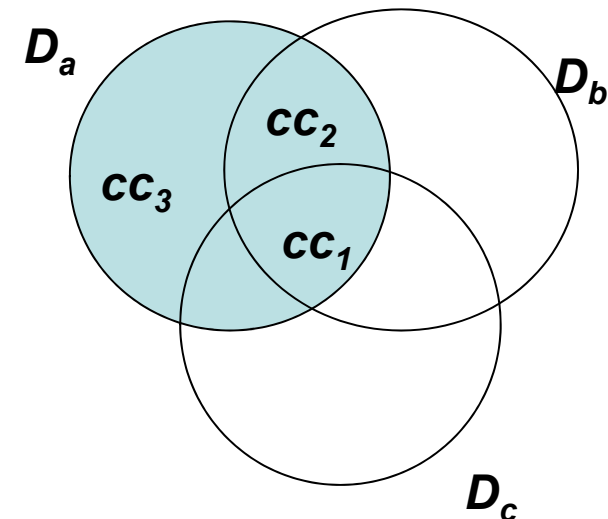
disjunctive normal form

$$\vec{q}_{dnf} = (k_a \wedge k_b \wedge k_c) \vee (k_a \wedge k_b \wedge \neg k_c) \vee (k_a \wedge \neg k_b \wedge \neg k_c)$$

$$= CC_1 + CC_2 + CC_3 \leftarrow \text{conjunctive component}$$

- $D_a$  is the fuzzy set of docs associated to the term  $k_a$

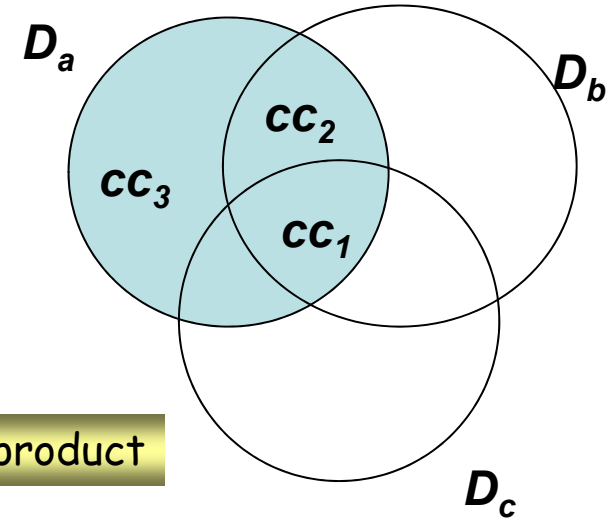
- Degree of membership ?



# Fuzzy Set Model (cont.)

- Degree of membership

algebraic sum



$$\mu_q(d_j) = \mu_{CC_1 \cup CC_2 \cup CC_3}(d_j)$$

for a doc  $d_j$  in  
the fuzzy answer  
set  $D_q$

negative algebraic product

$$= 1 - \prod_{i=1}^3 (1 - \mu_{CC_i}(d_j))$$

$$= 1 - (1 - \mu_{a \cap b \cap c}(d_j)) (1 - \mu_{a \cap b \cap \bar{c}}(d_j)) (1 - \mu_{a \cap \bar{b} \cap \bar{c}}(d_j))$$

algebraic product

$$= 1 - (1 - \mu_a(d_j) \mu_b(d_j) \mu_c(d_j))$$

$$\times (1 - \mu_a(d_j) \mu_b(d_j) (1 - \mu_c(d_j))) \times (1 - \mu_a(d_j) (1 - \mu_b(d_j)) (1 - \mu_c(d_j)))$$

# More on Fuzzy Set Model

- Advantages
  - The correlations among index terms are considered
  - Degree of relevance between queries and docs can be achieved
- Disadvantages
  - Fuzzy IR models have been discussed mainly in the literature associated with fuzzy theory
  - Experiments with standard test collections are not available
  - Do not consider the frequency (or counts) of a term in a document or a query

# Extended Boolean Model

Salton et al., 1983

- Motive

- Extend the Boolean model with the functionality of partial matching and term weighting

陳水扁 及 呂秀蓮

- E.g.: in Boolean model, for the query  $q=k_x \wedge k_y$ , a doc contains either  $k_x$  or  $k_y$  is as irrelevant as another doc which contains neither of them

- How about the disjunctive query  $q=k_x \vee k_y$

陳水扁 或 呂秀蓮

- Combine Boolean query formulations with characteristics of the vector model

- Term weighting

- Algebraic distances for similarity measures

} a ranking can  
be obtained

# Extended Boolean Model (cont.)

- Term weighting

- The weight for the term  $k_x$  in a doc  $d_j$  is

$$w_{x,j} = \underset{\substack{\text{normalized frequency} \\ \nearrow}}{tf_{x,j}} \times \frac{idf_x}{\max_i idf_i} \quad \text{Normalized } idf \quad \text{ranged from 0 to 1}$$

- $w_{x,j}$  is normalized to lie between 0 and 1

- Assume two index terms  $k_x$  and  $k_y$  were used

- Let  $x$  denote the weight  $w_{x,j}$  of term  $k_x$  on doc  $d_j$

- Let  $y$  denote the weight  $w_{y,j}$  of term  $k_y$  on doc  $d_j$

- The doc vector  $\vec{d}_j = (w_{x,j}, w_{y,j})$  is represented as  $d_j = (x, y)$

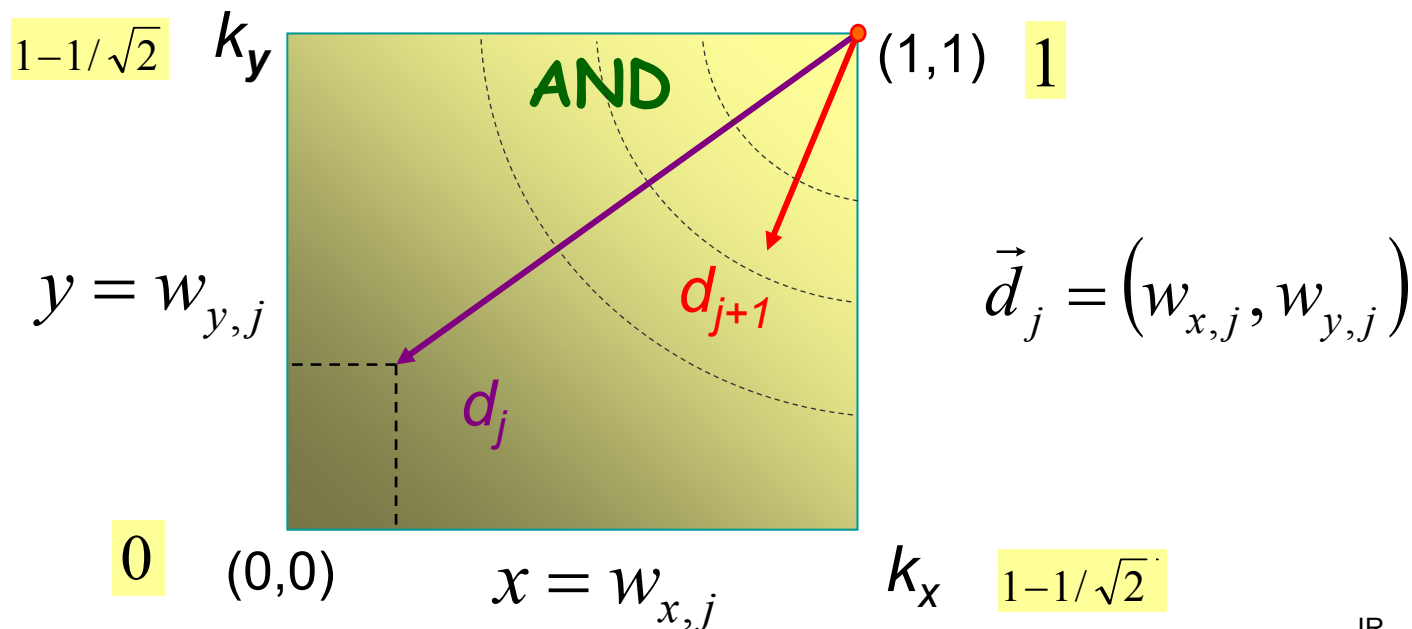
- Queries and docs can be plotted in a two-dimensional map

# Extended Boolean Model (cont.)

- If the query is  $q = k_x \wedge k_y$  (conjunctive query)
  - The docs near the point (1,1) are preferred
  - The similarity measure is defined as

$$\text{sim}(q_{\text{and}}, d) = 1 - \sqrt{\frac{(1-x)^2 + (1-y)^2}{2}}$$

2-norm model  
(Euclidean distance)

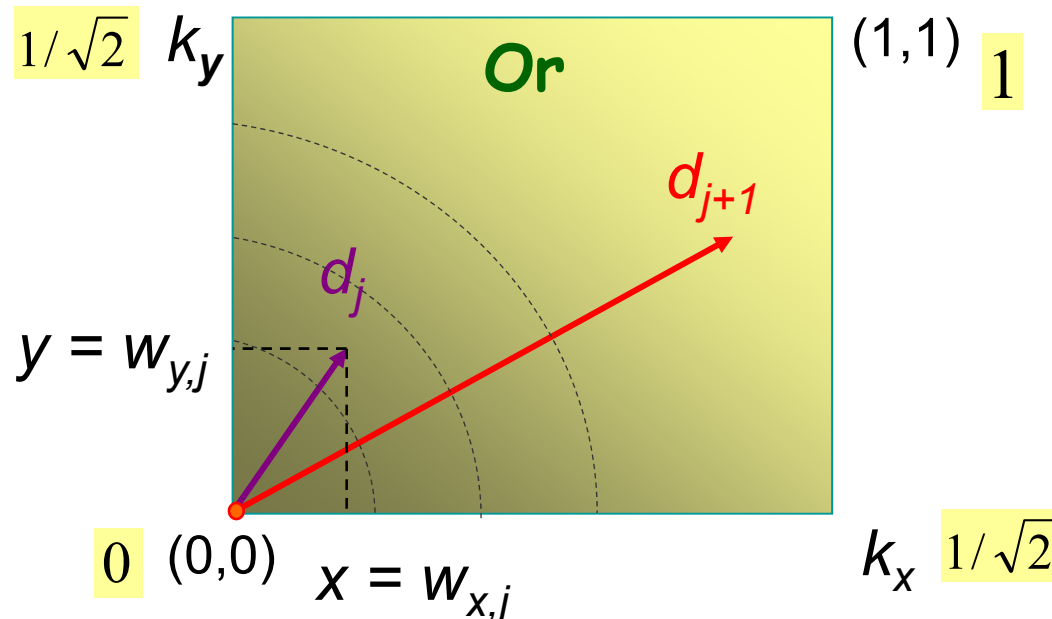


# Extended Boolean Model (cont.)

- If the query is  $q = k_x \vee k_y$  (disjunctive query)
  - The docs far from the point (0,0) are preferred
  - The similarity measure is defined as

$$\text{sim}(q_{or}, d) = \sqrt{\frac{x^2 + y^2}{2}}$$

2-norm model  
(Euclidean distance)





## Extended Boolean Model (cont.)

- The similarity measures  $sim(q_{or}, d)$  and  $sim(q_{and}, d)$  also lie between 0 and 1

# Extended Boolean Model (cont.)

- Generalization

- $t$  index terms are used  $\rightarrow$   $t$ -dimensional space

- $p$ -norm model,  $1 \leq p \leq \infty$

$$q_{and} = k_1 \wedge^p k_2 \wedge^p \dots \wedge^p k_m \quad \Rightarrow \quad sim(q_{and}, d) = 1 - \left( \frac{(1-x_1)^p + (1-x_2)^p + \dots + (1-x_m)^p}{m} \right)^{\frac{1}{p}}$$

$$q_{or} = k_1 \vee^p k_2 \vee^p \dots \vee^p k_m \quad \Rightarrow \quad sim(q_{or}, d) = \left( \frac{x_1^p + x_2^p + \dots + x_m^p}{m} \right)^{\frac{1}{p}}$$

- Some interesting properties

Similar to vector space model

- $p=1 \Rightarrow sim(q_{and}, d) = sim(q_{or}, d) = \frac{x_1 + x_2 + \dots + x_m}{m}$

- $p=\infty \Rightarrow sim(q_{and}, d) \approx \min(x_i)$

- $sim(q_{or}, d) \approx \max(x_i)$

just like the  
formula of fuzzy logic

## Extended Boolean Model (cont.)

- Example query 1:  $q = (k_1 \wedge^p k_2) \vee^p k_3$ 
  - Processed by grouping the operators in a predefined order

$$sim(q, d) = \left( \frac{\left( 1 - \left( \frac{(1 - x_1)^p + (1 - x_2)^p}{2} \right)^{\frac{1}{p}} \right)^p + x_3^p}{2} \right)^{\frac{1}{p}}$$

- Example query 2:  $q = (k_1 \vee^2 k_2) \wedge^\infty k_3$ 
  - Combination of different algebraic distances

$$sim(q, d) = \min \left( \left( \frac{x_1^2 + x_2^2}{2} \right)^{\frac{1}{2}}, x_3 \right)$$

# More on Extended Boolean Model

- Advantages
  - A hybrid model including properties of both the set theoretic models and the algebraic models
  - That is, relax the Boolean algebra by interpreting Boolean operations in terms of algebraic distances
    - By varying the parameter  $p$  between 1 and infinity, we can vary the  $p$ -norm ranking behavior from that of a vector-like ranking to that of a fuzzy logic-like ranking
    - Have the possibility of using combinations of different values of the parameter  $p$  in the same query request

# More on Extended Boolean Model (cont.)

- Disadvantages

- Distributive operation does not hold for ranking computation

- E.g.:

$$q_1 = (k_1 \wedge^2 k_2) \vee^2 k_3, q_2 = (k_1 \vee^2 k_3) \wedge^2 (k_2 \vee^2 k_3)$$

$$\left( \frac{\left( 1 - \left( \frac{(1-x_1)^2 + (1-x_2)^2}{2} \right)^{\frac{1}{2}} \right)^2 + x_3^2}{2} \right)^{\frac{1}{2}}$$

$$\text{sim} (q_1, d) \neq \text{sim} (q_2, d)$$

$$1 - \left( \frac{\left( 1 - \left( \frac{x_1^2 + x_2^2}{2} \right) \right)^2 + \left( 1 - \left( \frac{x_2^2 + x_3^2}{2} \right) \right)^2}{2} \right)^{\frac{1}{2}}$$

- Assumes mutual independence of index terms

# Generalized Vector Model

Wong et al., 1985

- Premise
  - Classic models enforce **independence** of index terms
  - For the **Vector model**
    - Set of term vectors  $\{\vec{k}_1, \vec{k}_1, \dots, \vec{k}_t\}$  are linearly independent and form a basis for the subspace of interest
    - Frequently, it means **pairwise orthogonality**  
 $\forall i, j \Rightarrow \vec{k}_i \cdot \vec{k}_j = 0$  (in a more restrictive sense)
- Wong et al. proposed an interpretation
  - An alternative interpretation: The index term vectors are **linearly independent**, but **not pairwise orthogonal**
    - Generalized Vector Model

# Generalized Vector Model (cont.)

- **Key idea**

- Index term vectors form the basis of the space are not orthogonal and are represented in terms of smaller components (*minterms*)

- **Notations**

- $\{k_1, k_2, \dots, k_t\}$ : the set of all terms
- $w_{i,j}$ : the weight associated with  $[k_i, d_j]$
- **Minterms**: binary indicators (0 or 1) of all patterns of occurrence of terms within documents
  - Each represents one kind of co-occurrence of index terms in a specific document

# Generalized Vector Model (cont.)

- Representations of **minterms**

$$m_1=(0,0,\dots,0)$$

$$m_2=(1,0,\dots,0)$$

$$m_3=(0,1,\dots,0)$$

$$m_4=(1,1,\dots,0)$$

$$m_5=(0,0,1,\dots,0)$$

...

$$m_{2^t}=(1,1,1,\dots,1)$$

$2^t$  minterms

Points to the docs where only index terms  $k_1$  and  $k_2$  co-occur and the other index terms disappear

Point to the docs containing all the index terms



$$\vec{m}_1=(1,0,0,0,0,\dots,0)$$

$$\vec{m}_2=(0,1,0,0,0,\dots,0)$$

$$\vec{m}_3=(0,0,1,0,0,\dots,0)$$

$$\vec{m}_4=(0,0,0,1,0,\dots,0)$$

$$\vec{m}_5=(0,0,0,0,1,\dots,0)$$

...

$$\vec{m}_{2^t}=(0,0,0,0,0,\dots,1)$$

$2^t$  minterm vectors

Pairwise orthogonal vectors  $\vec{m}_i$  associated with minterms  $m_i$  as the **basis** for the **generalized vector space**



## Generalized Vector Model (cont.)

- Minterm vectors are pairwise orthogonal. But, this does not mean that the index terms are independent
  - Each minterm specifies a kind of dependence among index terms
  - That is, the co-occurrence of index terms inside docs in the collection induces dependencies among these index terms

# Generalized Vector Model (cont.)

- The vector associated with the term  $k_i$  is represented by **summing** up all minterms containing it and **normalizing**

$$\vec{k}_i = \frac{\sum_{\forall r, g_i(m_r)=1} c_{i,r} \vec{m}_r}{\sqrt{\sum_{\forall r, g_i(m_r)=1} c_{i,r}^2}} = \sum_{\forall r, g_i(m_r)=1} \hat{c}_{i,r} \vec{m}_r$$

where  $\hat{c}_{i,r} = \frac{c_{i,r}}{\sqrt{\sum_{\forall r, g_i(m_r)=1} c_{i,r}^2}}$

$$c_{i,r} = \sum_{d_j | g_l(\vec{d}_j) = g_l(m_r), \text{ for all } l} w_{i,j}$$

- The weight associated with the pair  $[k_i, m_r]$  sums up the weights of the term  $k_i$  in all the docs which have a term occurrence pattern given by  $m_r$ .
- Notice that for a collection of size  $N$ , only  $N$  minterms affect the ranking (and not  $2^N$ )

All the docs whose term co-occurrence relation (pattern) can be represented as (exactly coincide with that of) minterm  $m_r$

$g_i(m_r)$  Indicates the index term  $k_i$  is in the minterm  $m_r$

# Generalized Vector Model (cont.)

- The similarity between the query and doc is calculated in the space of minterm vectors

$$\vec{d}_j = \sum_i w_{i,j} \vec{k}_i \quad \Rightarrow \quad = \sum_r s_{j,r} \vec{m}_r$$

$$\vec{q}_j = \sum_i w_{i,q} \vec{k}_i \quad \Rightarrow \quad = \sum_r s_{q,r} \vec{m}_r$$

*t*-dimensional

2<sup>*t*</sup>-dimensional



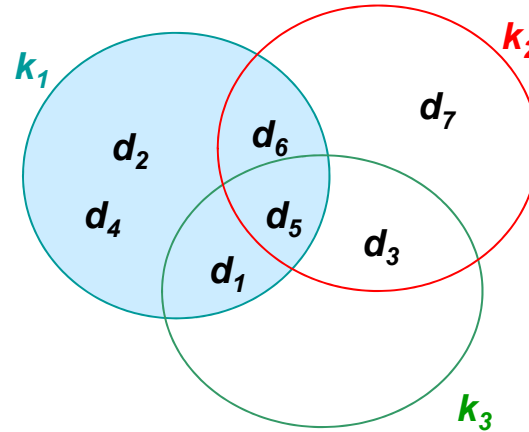
$$\text{sim}(\vec{q}_j, \vec{d}_j) = \frac{\sum_i w_{i,q} \cdot w_{i,j}}{\sqrt{\sum_i w_{i,q}} \sqrt{\sum_i w_{i,j}}}$$

$$\text{sim}(\vec{q}_j, \vec{d}_j) = \frac{\sum_r s_{q,r} \cdot s_{d,r}}{\sqrt{\sum_r s_{q,r}} \sqrt{\sum_r s_{d,r}}}$$

# Generalized Vector Model (cont.)

- Example** (a system with three index terms)

minterm	$k_1$	$k_2$	$k_3$
$m_1$	0	0	0
$m_2$	1	0	0
$m_3$	0	1	0
$m_4$	1	1	0
$m_5$	0	0	1
$m_6$	1	0	1
$m_7$	0	1	1
$m_8$	1	1	1



$$\vec{k}_1 = \frac{c_{1,2}\vec{m}_2 + c_{1,4}\vec{m}_4 + c_{1,6}\vec{m}_6 + c_{1,8}\vec{m}_8}{\sqrt{c_{1,2}^2 + c_{1,4}^2 + c_{1,6}^2 + c_{1,8}^2}}$$

$$\vec{k}_2 = \frac{c_{2,3}\vec{m}_3 + c_{2,4}\vec{m}_4 + c_{2,7}\vec{m}_7 + c_{2,8}\vec{m}_8}{\sqrt{c_{2,3}^2 + c_{2,4}^2 + c_{2,7}^2 + c_{2,8}^2}}$$

$$\vec{k}_3 = \frac{c_{3,5}\vec{m}_5 + c_{3,6}\vec{m}_6 + c_{3,7}\vec{m}_7 + c_{3,8}\vec{m}_8}{\sqrt{c_{3,5}^2 + c_{3,6}^2 + c_{3,7}^2 + c_{3,8}^2}}$$

	$k_1$	$k_2$	$k_3$	minterm
$d_1$	2	0	1	$m_6$
$d_2$	1	0	0	$m_2$
$d_3$	0	1	3	$m_7$
$d_4$	2	0	0	$m_2$
$d_5$	1	2	4	$m_8$
$d_6$	1	2	0	$m_4$
$d_7$	0	5	0	$m_3$
$q$	1	2	3	

$$c_{1,2} = w_{1,2} + w_{1,4} = 1 + 2 = 3 \quad \vec{k}_1 = \frac{3\vec{m}_2 + 1\vec{m}_4 + 2\vec{m}_6 + 1\vec{m}_8}{\sqrt{3^2 + 1^2 + 2^2 + 1^2}}$$

$$c_{1,4} = w_{1,6} = 1$$

$$c_{1,6} = w_{1,1} = 2$$

$$c_{1,8} = w_{1,5} = 1$$

$$c_{3,5} = 0$$

$$c_{3,6} = w_{3,1} = 1$$

$$c_{3,7} = w_{3,3} = 3$$

$$c_{3,8} = w_{3,5} = 4$$

$$c_{2,3} = w_{2,7} = 5$$

$$c_{2,4} = w_{2,6} = 2$$

$$c_{2,7} = w_{2,3} = 1$$

$$c_{2,8} = w_{2,5} = 2$$

$$\vec{k}_2 = \frac{5\vec{m}_3 + 2\vec{m}_4 + 1\vec{m}_7 + 2\vec{m}_8}{\sqrt{5^2 + 2^2 + 1^2 + 2^2}}$$

$$\vec{k}_3 = \frac{0\vec{m}_5 + 1\vec{m}_6 + 3\vec{m}_7 + 4\vec{m}_8}{\sqrt{0^2 + 1^2 + 3^2 + 4^2}}$$

# Generalized Vector Model (cont.)

- Example: Ranking**

$$\vec{k}_1 = \frac{3\vec{m}_2 + 1\vec{m}_4 + 2\vec{m}_6 + 1\vec{m}_8}{\sqrt{3^2 + 1^2 + 2^2 + 1^2}} = \frac{3\vec{m}_2 + 1\vec{m}_4 + 2\vec{m}_6 + 1\vec{m}_8}{\sqrt{15}}$$

$$\vec{k}_2 = \frac{5\vec{m}_3 + 2\vec{m}_4 + 1\vec{m}_7 + 2\vec{m}_8}{\sqrt{5^2 + 2^2 + 1^2 + 2^2}} = \frac{5\vec{m}_3 + 2\vec{m}_4 + 1\vec{m}_7 + 2\vec{m}_8}{\sqrt{34}}$$

$$\vec{k}_3 = \frac{0\vec{m}_5 + 1\vec{m}_6 + 3\vec{m}_7 + 4\vec{m}_8}{\sqrt{0^2 + 1^2 + 3^2 + 4^2}} = \frac{1\vec{m}_6 + 3\vec{m}_7 + 4\vec{m}_8}{\sqrt{26}}$$

$$\vec{d}_1 = 2\vec{k}_1 + 1\vec{k}_3$$

$$= \frac{2 \cdot 3}{\sqrt{15}} \overset{S_{d1,2}}{\vec{m}_2} + \frac{2 \cdot 1}{\sqrt{15}} \overset{S_{d1,4}}{\vec{m}_4} + \left( \frac{2 \cdot 2}{\sqrt{15}} + \frac{1 \cdot 1}{\sqrt{26}} \right) \overset{S_{d1,6}}{\vec{m}_6} + \frac{1 \cdot 3}{\sqrt{26}} \overset{S_{d1,7}}{\vec{m}_7} + \left( \frac{2 \cdot 1}{\sqrt{15}} + \frac{1 \cdot 4}{\sqrt{26}} \right) \overset{S_{d1,8}}{\vec{m}_8}$$

$$\vec{q} = 1\vec{k}_1 + 2\vec{k}_2 + 3\vec{k}_3$$

$$= \frac{1 \cdot 3}{\sqrt{15}} \overset{S_{q,2}}{\vec{m}_2} + \frac{2 \cdot 5}{\sqrt{34}} \overset{S_{q,3}}{\vec{m}_3} + \left( \frac{1 \cdot 1}{\sqrt{15}} + \frac{2 \cdot 2}{\sqrt{34}} \right) \overset{S_{q,4}}{\vec{m}_4} + \left( \frac{1 \cdot 2}{\sqrt{15}} + \frac{3 \cdot 1}{\sqrt{26}} \right) \overset{S_{q,6}}{\vec{m}_6} + \left( \frac{2 \cdot 1}{\sqrt{34}} + \frac{3 \cdot 3}{\sqrt{26}} \right) \overset{S_{q,7}}{\vec{m}_7} + \left( \frac{1 \cdot 1}{\sqrt{15}} + \frac{2 \cdot 2}{\sqrt{34}} + \frac{3 \cdot 4}{\sqrt{26}} \right) \overset{S_{q,8}}{\vec{m}_8}$$

$$sim(q, d) = \text{consine}(q, d) = \frac{\sum_{r|s_{q,r} \neq 0 \wedge s_{d,r} \neq 0} S_{q,r} \cdot S_{d,r}}{\sqrt{\sum_{r|s_{q,r} \neq 0 \wedge s_{d,r} \neq 0} S_{q,r}^2} \sqrt{\sum_{r|s_{q,r} \neq 0 \wedge s_{d,r} \neq 0} S_{d,r}^2}}$$

The similarity between the query and doc is calculated in the space of minterm vectors

$$sim(q, d_1) = \frac{S_{q,2}S_{d1,2} + S_{q,4}S_{d1,4} + S_{q,6}S_{d1,6} + S_{q,7}S_{d1,7} + S_{q,8}S_{d1,8}}{\sqrt{S_{q,2}^2 + S_{q,3}^2 + S_{q,4}^2 + S_{q,6}^2 + S_{q,7}^2 + S_{q,8}^2} \sqrt{S_{d1,2}^2 + S_{d1,4}^2 + S_{d1,6}^2 + S_{d1,7}^2 + S_{d1,8}^2}}$$

# Generalized Vector Model (cont.)

- Term Correlation

- The degree of correlation between the terms  $k_i$  and  $k_j$  can now be computed as

$$\vec{k}_i \bullet \vec{k}_j = \sum_{\forall r | g_i(m_r)=1 \wedge g_j(m_r)=1} \hat{c}_{i,r} \times \hat{c}_{j,r}$$

- Do not need to be normalized? (because we have done it before! See p26)

# More on Generalized Vector Model

- Advantages
  - Model considers correlations among index terms
  - Model does introduce interesting new ideas
- Disadvantages
  - Not clear in which situations it is superior to the standard vector model
  - Computation cost is fairly high with large collections
    - Since the number of “active” minterms might be proportional to the number of documents in the collection

Despite these drawbacks, the generalized vector model does introduce new ideas which are of importance from a theoretical point of view.

# Set-Based Model

- This is a more recent approach (2005) that combines set theory with a vectorial ranking
- The fundamental idea is to use **mutual dependencies** among index terms to improve results
- Term dependencies are captured through **termsets**, which are sets of correlated terms
- The approach, which leads to improved results with various collections, constitutes **the first IR model that effectively took advantage of term dependence with general collections**

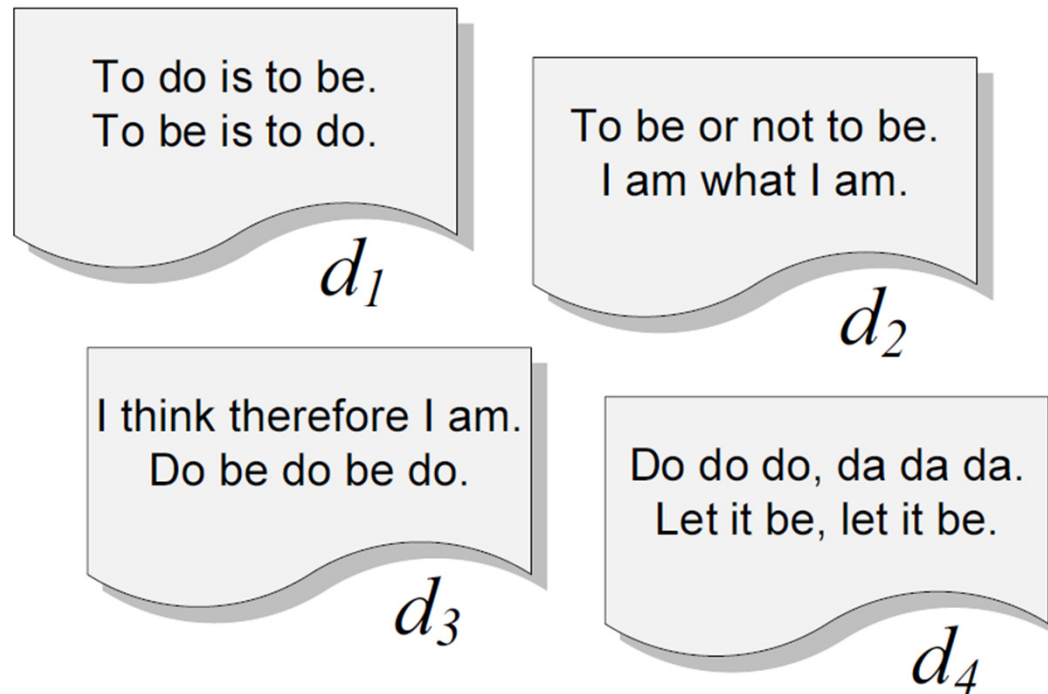


# Set-Based Model: Termsets

- **Termset** is a concept used in place of the index terms
  - A termset  $S_i = \{k_a, k_b, \dots, k_n\}$  is a subset of the terms in the collection
  - If all index terms in  $S_i$  occur in a document  $d_j$  then we say that the termset  $S_i$  occurs in  $d_j$
- There are  $2^t$  termsets that might occur in the documents of a collection, where  $t$  is the vocabulary size
  - However, most combinations of terms have no semantic meaning
  - Thus, the actual number of termsets in a collection is far smaller than  $2^t$

## Set-Based Model: Termsets (cont.)

- Let  $t$  be the number of terms of the collection
  - Then, the set  $V_S = \{S_1, S_2, \dots, S_{2^t}\}$  is the **vocabulary-set** of the collection
- To illustrate, consider the document collection below



# Set-Based Model: Termsets (cont.)

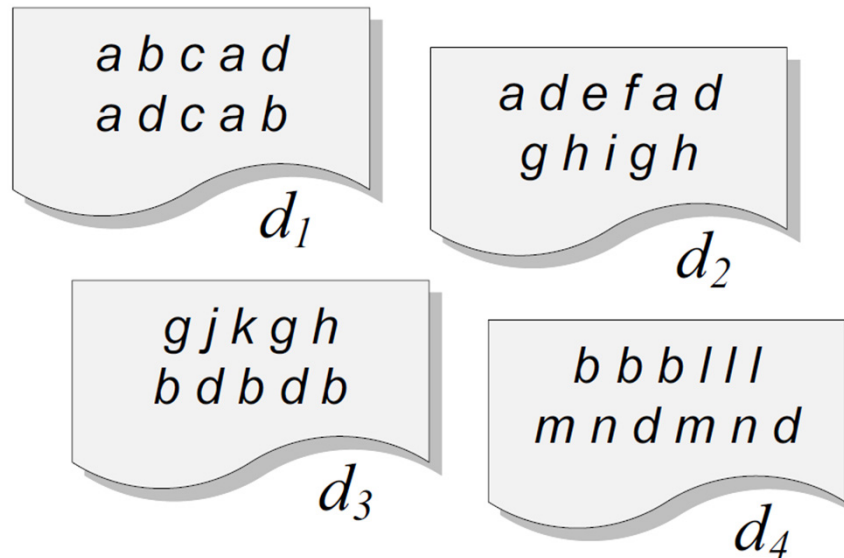
- To simplify notation, let us define

$k_a = \text{to}$     $k_d = \text{be}$     $k_g = \text{I}$     $k_j = \text{think}$     $k_m = \text{let}$

$k_b = \text{do}$     $k_e = \text{or}$     $k_h = \text{am}$     $k_k = \text{therefore}$     $k_n = \text{it}$

$k_c = \text{is}$     $k_f = \text{not}$     $k_i = \text{what}$     $k_l = \text{da}$

- Further, let the letters  $a\dots n$  refer to the index terms  $k_a\dots k_n$ , respectively



## Set-Based Model: Termsets (cont.)

- Consider the query  $q$  as “to do be it”, i.e.  $q = \{a, b, d, n\}$
- For this query, the vocabulary-set is as below

Termset	Set of Terms	Documents
$S_a$	$\{a\}$	$\{d_1, d_2\}$
$S_b$	$\{b\}$	$\{d_1, d_3, d_4\}$
$S_d$	$\{d\}$	$\{d_1, d_2, d_3, d_4\}$
$S_n$	$\{n\}$	$\{d_4\}$
$S_{ab}$	$\{a, b\}$	$\{d_1\}$
$S_{ad}$	$\{a, d\}$	$\{d_1, d_2\}$
$S_{bd}$	$\{b, d\}$	$\{d_1, d_3, d_4\}$
$S_{bn}$	$\{b, n\}$	$\{d_4\}$
$S_{abd}$	$\{a, b, d\}$	$\{d_1\}$
$S_{bdn}$	$\{b, d, n\}$	$\{d_4\}$

Notice that there are 11 termsets that occur in our collection, out of the maximum of 15 termsets that can be formed with the terms in  $q$

## Set-Based Model: Termsets (cont.)

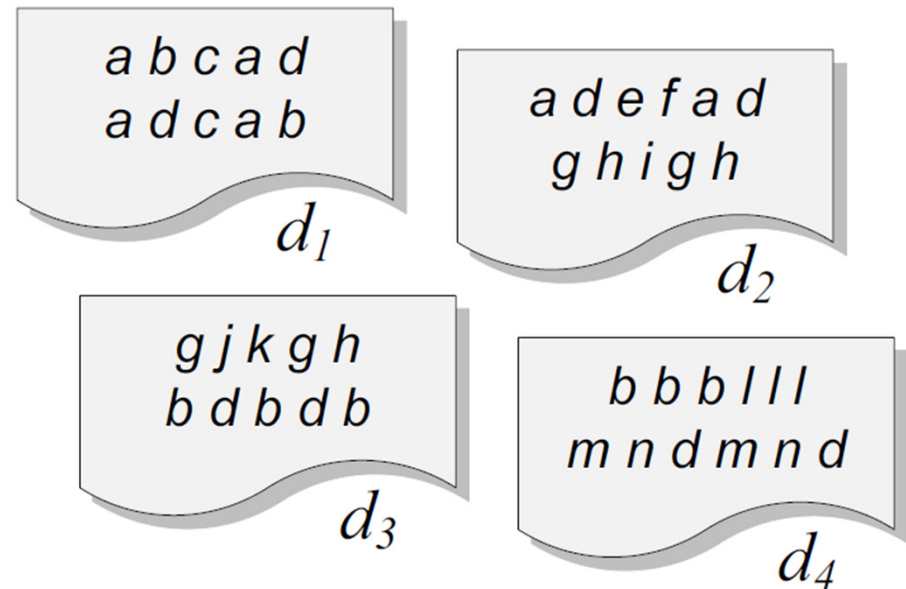
- At query processing time, only the termsets generated by the query need to be considered
  - A termset composed of  $n$  terms is called an  $n$ -termset
  - Let  $N_i$  be the number of documents in which  $S_i$  occurs
- An  $n$ -termset  $S_i$  is said to be **frequent** if  $N_i$  is greater than or equal to a given threshold
  - This implies that an  $n$ -termset is frequent if and only if all of its  $(n - 1)$ -termsets are also frequent
  - **Frequent termsets** can be used to reduce the number of termsets to consider with long queries

# Set-Based Model: Termsets (cont.)

- Let the threshold on the frequency of termsets be 2
- To compute all frequent termsets for the query
- $q = \{a, b, d, n\}$  we proceed as follows

1. Compute the frequent 1-termsets and their inverted lists:

- $S_a = \{d_1, d_2\}$
- $S_b = \{d_1, d_3, d_4\}$
- $S_d = \{d_1, d_2, d_3, d_4\}$



2. Combine the inverted lists to compute frequent 2-termsets:

- $S_{ad} = \{d_1, d_2\}$
- $S_{bd} = \{d_1, d_3, d_4\}$

3. Since there are no frequent 3-termsets, stop

## Set-Based Model: Termsets (cont.)

- Notice that there are only *5 frequent* termsets in our collection
- Inverted lists for frequent n-termsets can be computed by starting with the inverted lists of frequent 1-termsets
  - Thus, the only indices required are the standard inverted lists used by any IR system
- This is reasonably fast for short queries up to 4-5 terms

# Set-Based Model: Ranking Computation

- The ranking computation is based on the vector model, but adopts termsets instead of index terms
- Given a query  $q$ ,
  - let  $\{S_1, S_2, \dots\}$  be the set of all termsets originated from  $q$
  - $N_i$  be the number of documents in which termset  $S_i$  occurs
  - $N$  be the total number of documents in the collection
  - $F_{i,j}$  be the frequency of termset  $S_i$  in document  $d_j$
- For each pair  $[S_i, d_j]$  we compute a weight  $W_{i,j}$  given by

$$W_{i,j} = \begin{cases} (1 + \log \mathcal{F}_{i,j}) \log(1 + \frac{N}{N_i}) & \text{if } \mathcal{F}_{i,j} > 0 \\ 0 & \mathcal{F}_{i,j} = 0 \end{cases}$$

- We also compute a  $W_{i,q}$  value for each pair  $[S_i, q]$



# Set-Based Model: Ranking Computation (cont.)

- Consider
  - query  $q = \{a, b, d, n\}$
  - document  $d_1 = \text{“}a\ b\ c\ a\ d\ a\ d\ c\ a\ b\text{”}$

Termset		Weight
$S_a$	$\mathcal{W}_{a,1}$	$(1 + \log 4) * \log(1 + 4/2) = 4.75$
$S_b$	$\mathcal{W}_{b,1}$	$(1 + \log 2) * \log(1 + 4/3) = 2.44$
$S_d$	$\mathcal{W}_{d,1}$	$(1 + \log 2) * \log(1 + 4/4) = 2.00$
$S_n$	$\mathcal{W}_{n,1}$	$0 * \log(1 + 4/1) = 0.00$
$S_{ab}$	$\mathcal{W}_{ab,1}$	$(1 + \log 2) * \log(1 + 4/1) = 4.64$
$S_{ad}$	$\mathcal{W}_{ad,1}$	$(1 + \log 2) * \log(1 + 4/2) = 3.17$
$S_{bd}$	$\mathcal{W}_{bd,1}$	$(1 + \log 2) * \log(1 + 4/3) = 2.44$
$S_{bn}$	$\mathcal{W}_{bn,1}$	$0 * \log(1 + 4/1) = 0.00$
$S_{dn}$	$\mathcal{W}_{dn,1}$	$0 * \log(1 + 4/1) = 0.00$
$S_{abd}$	$\mathcal{W}_{abd,1}$	$(1 + \log 2) * \log(1 + 4/1) = 4.64$
$S_{bdn}$	$\mathcal{W}_{bdn,1}$	$0 * \log(1 + 4/1) = 0.00$

Assume here a minimum threshold frequency of 1.

# Set-Based Model: Ranking Computation (cont.)

- A document  $d_j$  and a query  $q$  are represented as vectors in a  $2^t$ -dimensional space of termsets

$$\vec{d}_j = (\mathcal{W}_{1,j}, \mathcal{W}_{2,j}, \dots, \mathcal{W}_{2^t,j})$$

$$\vec{q} = (\mathcal{W}_{1,q}, \mathcal{W}_{2,q}, \dots, \mathcal{W}_{2^t,q})$$

- The rank of  $d_j$  to the query  $q$  is computed as follows

$$\text{sim}(d_j, q) = \frac{\vec{d}_j \bullet \vec{q}}{|\vec{d}_j| \times |\vec{q}|} = \frac{\sum_{S_i} \mathcal{W}_{i,j} \times \mathcal{W}_{i,q}}{|\vec{d}_j| \times |\vec{q}|}$$

- For termsets that are not in the query  $q$ ,  $\mathcal{W}_{i,q} = 0$

## Set-Based Model: Ranking Computation (cont.)

- The document norm  $|\vec{d}_j|$  is hard to compute in the space of termsets
- Thus, its computation is restricted to 1-termsets
- Let again  $q = \{a, b, d, n\}$  and  $d_1$
- The document norm in terms of 1-termsets is given by

$$\begin{aligned} |\vec{d}_1| &= \sqrt{\mathcal{W}_{a,1}^2 + \mathcal{W}_{b,1}^2 + \mathcal{W}_{c,1}^2 + \mathcal{W}_{d,1}^2} \\ &= \sqrt{4.75^2 + 2.44^2 + 4.64^2 + 2.00^2} \\ &= 7.35 \end{aligned}$$

## Set-Based Model: Ranking Computation (cont.)

- To compute the rank of  $d_1$ , we need to consider the seven termsets  $S_a$ ,  $S_b$ ,  $S_d$ ,  $S_{ab}$ ,  $S_{ad}$ ,  $S_{bd}$ , and  $S_{abd}$
- The rank of  $d_1$  is then given by

$$\begin{aligned} sim(d_1, q) &= (\mathcal{W}_{a,1} * \mathcal{W}_{a,q} + \mathcal{W}_{b,1} * \mathcal{W}_{b,q} + \mathcal{W}_{d,1} * \mathcal{W}_{d,q} + \\ &\quad \mathcal{W}_{ab,1} * \mathcal{W}_{ab,q} + \mathcal{W}_{ad,1} * \mathcal{W}_{ad,q} + \mathcal{W}_{bd,1} * \mathcal{W}_{bd,q} + \\ &\quad \mathcal{W}_{abd,1} * \mathcal{W}_{abd,q}) / |\vec{d}_1| \\ &= (4.75 * 1.58 + 2.44 * 1.22 + 2.00 * 1.00 + \\ &\quad 4.64 * 2.32 + 3.17 * 1.58 + 2.44 * 1.22 + \\ &\quad 4.64 * 2.32) / 7.35 \\ &= 5.71 \end{aligned}$$

# BM25 (Best Match 25)

- BM25 was created as the result of a series of experiments on variations of the **probabilistic model**
- A good term weighting is based on three principles
  - **Inverse document frequency**
  - Term frequency
  - Document length normalization
- The classic probabilistic model covers only the **first** of these principles
- This reasoning led to a series of experiments with the Okapi system, which led to the BM25 ranking formula

# BM1, BM11 and BM15 Formulas

- At first, the Okapi system used the Equation below as ranking formula

$$\text{sim}(d_j, q) \sim \sum_{k_i \in q \wedge k_i \in d_j} \log \left( \frac{N - n_i + 0.5}{n_i + 0.5} \right)$$

- which is just the equation used in the probabilistic model, when **no relevance information** is provided
- It was referred to as the BM1 formula (*Best Match 1*)

## BM1, BM11 and BM15 Formulas (cont.)

- The first idea for improving the ranking was to introduce a **term-frequency** factor  $F_{i,j}$  in the BM1 formula
- This factor, after some changes, evolved to become

$$F_{i,j} = S_1 \times \frac{f_{i,j}}{K_1 + f_{i,j}}$$

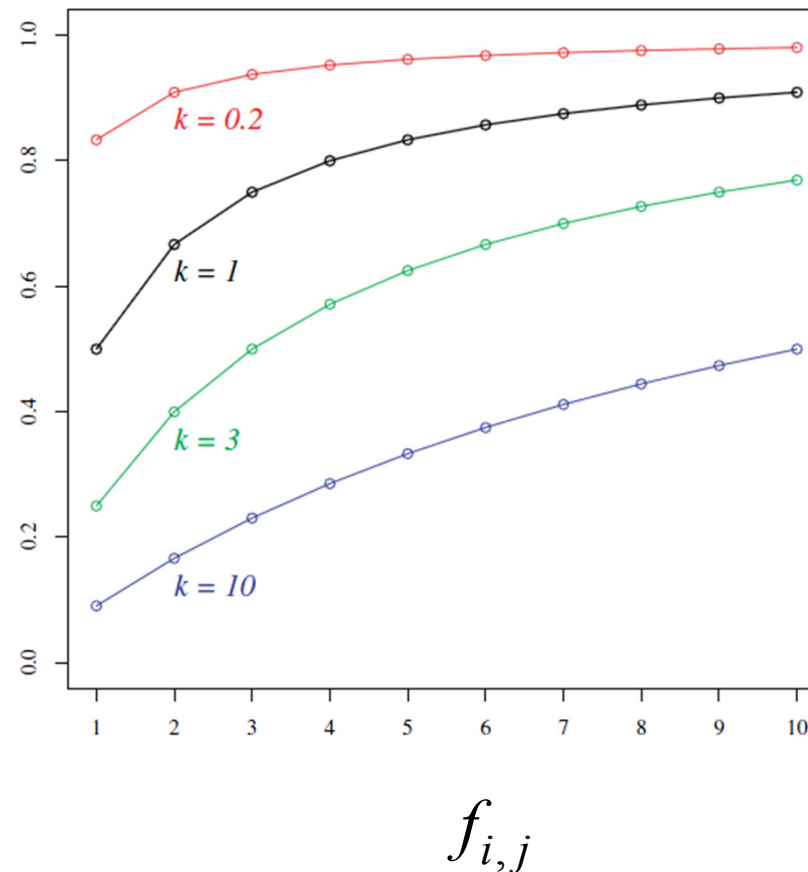
– Where

- $f_{i,j}$  is the frequency of term  $k_i$  within document  $d_j$
- $K_1$  is a constant setup experimentally for each collection
- $S_1$  is a scaling constant, normally set to  $S_1 = (K_1 + 1)$
- If  $K_1 = 0$ , this whole factor becomes equal to 1 and bears no effect in the ranking

# BM1, BM11 and BM15 Formulas (cont.)

- $\frac{f_{i,j}}{K + f_{i,j}}$  can be viewed as a saturation function

$$\frac{f_{i,j}}{K + f_{i,j}}$$





## BM1, BM11 and BM15 Formulas (cont.)

- The next step was to modify the  $F_{i,j}$  factor by adding **document length normalization** to it, as follows:

$$F'_{i,j} = S_1 \times \frac{f_{i,j}}{\frac{K_1 \times \text{len}(d_j)}{\text{avg\_doclen}} + f_{i,j}}$$

– Where

- $\text{len}(d_j)$  is the length of document  $d_j$  (computed, for instance, as the number of terms in the document)
- $\text{avg\_doclen}$  is the average document length for the collection

## BM1, BM11 and BM15 Formulas (cont.)

- Next, a correction factor  $G_{j,q}$  dependent on the document and query lengths was added

$$G_{j,q} = K_2 \times \text{len}(q) \times \frac{\text{avg\_doclen} - \text{len}(d_j)}{\text{avg\_doclen} + \text{len}(d_j)}$$

– Where

- $\text{len}(q)$  is the query length (number of terms in the query)
- $K_2$  is a constant

## BM1, BM11 and BM15 Formulas (cont.)

- A third additional factor, aimed at taking into account term frequencies within queries, was defined as

$$F_{i,q} = S_3 \times \frac{f_{i,q}}{K_3 + f_{i,q}}$$

– where

- $f_{i,q}$  is the frequency of term  $k_i$  within query  $q$
- $K_3$  is a constant
- $S_3$  is an scaling constant related to  $K_3$ , normally set to  $S_3 = (K_3 + 1)$

# BM1, BM11 and BM15 Formulas (cont.)

- Introduction of these three factors led to various BM (Best Matching) formulas, as follows:

$$sim_{BM1}(d_j, q) \sim \sum_{k_i \in q \wedge k_i \in d_j} \log \left( \frac{N - n_i + 0.5}{n_i + 0.5} \right)$$

$$sim_{BM15}(d_j, q) \sim G_{j,q} + \sum_{k_i \in q \wedge k_i \in d_j} F_{i,j} \times F_{i,q} \times \log \left( \frac{N - n_i + 0.5}{n_i + 0.5} \right)$$

$$sim_{BM11}(d_j, q) \sim G_{j,q} + \sum_{k_i \in q \wedge k_i \in d_j} F'_{i,j} \times F_{i,q} \times \log \left( \frac{N - n_i + 0.5}{n_i + 0.5} \right)$$

## BM1, BM11 and BM15 Formulas (cont.)

- Experiments using TREC data have shown that BM11 outperforms BM15 (due to additional **document length normalization**)
- Further, empirical considerations can be used to simplify the previous equations, as follows:
  - Empirical evidence suggests that a best value of  $K_2$  is 0, which eliminates the  $G_{j,q}$  factor from these equations (i.e., BM15 and BM12)
  - Further, good estimates for the scaling constants  $S_1$  and  $S_3$  are  $K_1 + 1$  and  $K_3 + 1$ , respectively
  - Empirical evidence also suggests that making  $K_3$  very large is better. As a result, the  $F_{i,q}$  factor is reduced simply to  $f_{i,q}$
  - For short queries, we can assume that  $f_{i,q}$  is 1 for all terms

# BM1, BM11 and BM15 Formulas (cont.)

- These considerations lead to simpler equations as follows

$$sim_{BM1}(d_j, q) \sim \sum_{k_i \in q \wedge k_i \in d_j} \log \left( \frac{N - n_i + 0.5}{n_i + 0.5} \right)$$

$$sim_{BM15}(d_j, q) \sim \sum_{k_i \in q \wedge k_i \in d_j} \frac{(K_1 + 1)f_{i,j}}{K_1 + f_{i,j}} \times \log \left( \frac{N - n_i + 0.5}{n_i + 0.5} \right)$$

$$sim_{BM11}(d_j, q) \sim \sum_{k_i \in q \wedge k_i \in d_j} \frac{(K_1 + 1)f_{i,j}}{\frac{K_1 \times len(d_j)}{avg\_doclen} + f_{i,j}} \times \log \left( \frac{N - n_i + 0.5}{n_i + 0.5} \right)$$

# BM25 Ranking Formula

- BM25: combination of the BM11 and BM15
- The motivation was to **combine the BM11 and BM25 term frequency factors** as follows

$$B_{i,j} = S_1 \times \frac{(K_1 + 1)f_{i,j}}{K_1 \left[ (1 - b) + b \frac{\text{len}(d_j)}{\text{avg\_doclen}} \right] + f_{i,j}}$$

- Where  $b$  is a constant with values in the interval  $[0, 1]$ 
  - If  $b = 0$ , it reduces to the BM15 term frequency factor
  - If  $b = 1$ , it reduces to the BM11 term frequency factor
  - For values of  $b$  between 0 and 1, the equation provides a combination of BM11 with BM15

## BM25 Ranking Formula (cont.)

- The ranking equation for the BM25 model can then be written as

$$\text{sim}_{BM25}(d_j, q) \sim \sum_{k_i \in q \wedge k_i \in d_j} B_{i,j} \times \log \left( \frac{N - n_i + 0.5}{n_i + 0.5} \right)$$

- Where  $K_1$  and  $b$  are empirical constants
  - $K_1 = 1$  works well with real collections
  - $b$  should be kept closer to 1 to emphasize the document length normalization effect present in the BM11 formula
  - For instance,  $b = 0.75$  is a reasonable assumption
  - Constants values can be fine tuned for particular collections through proper experimentation



## BM25 Ranking Formula (cont.)

- Unlike the probabilistic model, the BM25 formula can be computed without relevance information
- There is consensus that **BM25 outperforms the classic vector model for general collections**
- Thus, it has been used as a baseline for evaluating new ranking functions, in substitution to the classic vector model