



Recent Developments in Language Modeling Techniques and their Applications

Berlin Chen (陳柏琳)

Professor, Department of Computer Science & Information Engineering
National Taiwan Normal University

May 22, 2013

Outline

- **Introduction (*n*-gram)**
- Topic Modeling (LSA, NMF, PLSA, LDA, WTM)
- Discriminative Language Modeling
- Neural Network Language Modeling
- Relevance Language Modeling
- Positional Language Modeling
- Conclusions

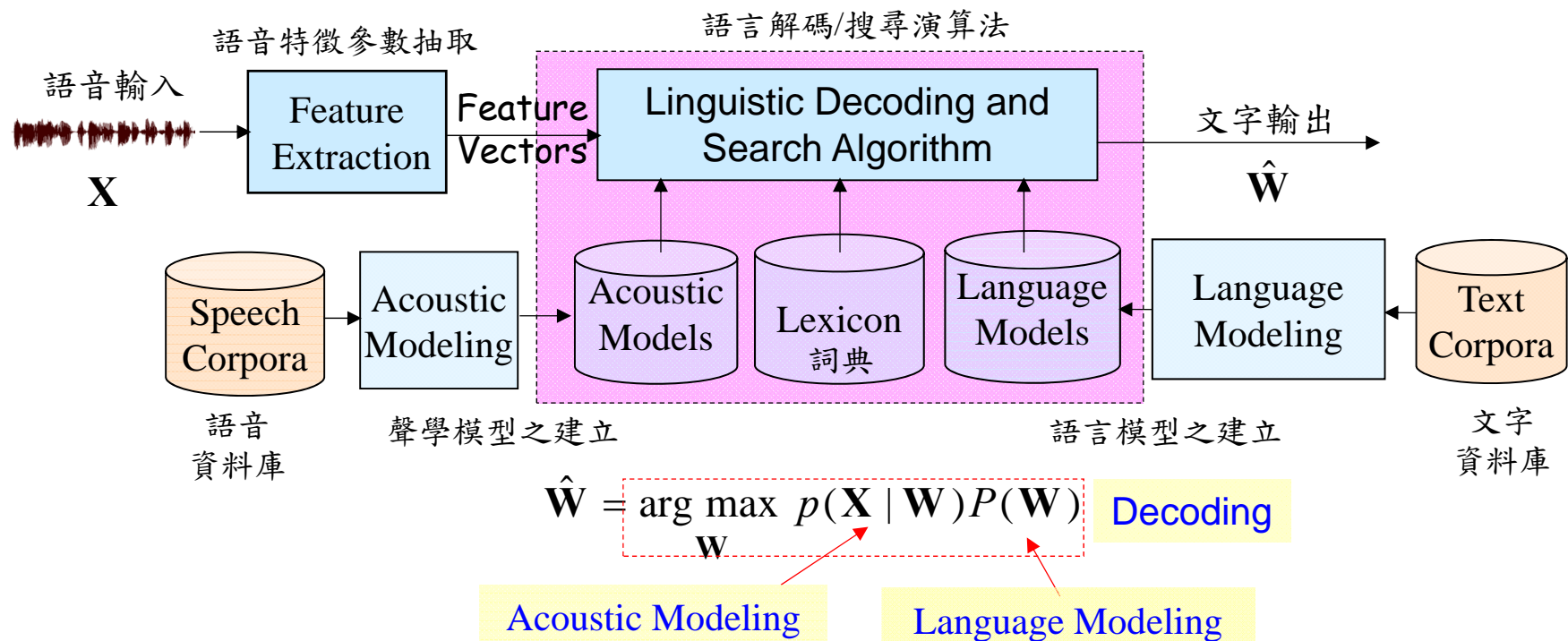
Introduction

- Language is unarguably the most nuanced and sophisticated medium to express or communicate our thoughts
 - A natural vehicle to convey our thoughts and the content of all wisdom and knowledge
- Language modeling (LM) is a **mathematical description** of **language phenomena** (a kind of uncertainty situations/observations)
 - **Compositions (samples):**
 - Classes/clusters, documents, paragraphs, sentences/passages, phrases, etc.
 - **Units (instances):**
 - Words, sub-words (phones/graphemes/syllables), syntactic/semantic tags, etc.
 - **Relationships** among/between compositions and units:
 - Occurrence/co-occurrence (0/1, counts), proximity (0/1, counts), structure, etc.
 - **Application Tasks** (deduce some properties/information of interest)

-
1. T. Hofmann, "ProbMap - A probabilistic approach for mapping large document collections," *IDA*, 2000.
 2. B. Chen, "Word topic models for spoken document retrieval and transcription," *ACMTALIP*, 2009.

Introduction: LM for Speech Recognition

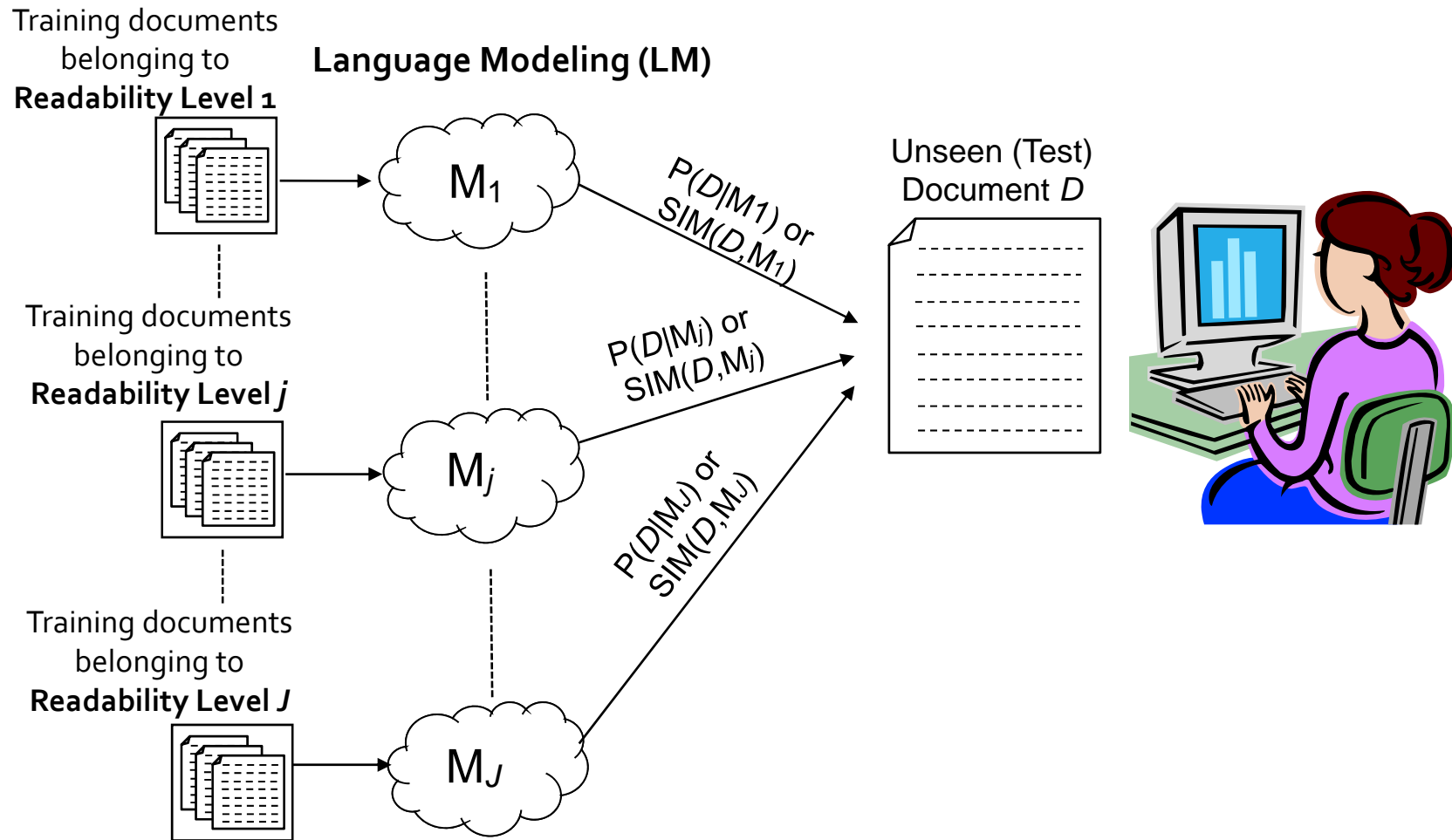
- LM can be used to capture the regularities in human natural language and quantify the acceptability of a given word sequence, has long been an interesting yet challenging research topic in the speech recognition community



Introduction: Other Applications

- Recently, LM also has been introduced to a wide spectrum of natural language processing (NLP) problems, and provided an effective and theoretically attractive (statistical or probabilistic) framework for building application systems
 - What is LM Used for (apart from speech recognition)?
 - Information retrieval
 - Machine translation
 - Summarization
 - Document classification and routing
 - Spelling correction
 - Handwriting recognition
 - Optical character recognition
 - ...

Exemplar: LM for Readability Classification




Can we leverage various language modeling techniques for readability classification?

Introduction: n -gram

- The n -gram language model that determines the probability of an upcoming word given the previous $n-1$ word history is the most prominently used

$$\begin{aligned} P(\mathbf{W} = w_1, w_2, \dots, w_m) \\ &= P(w_1)P(w_2|w_1)P(w_3|w_1, w_2) \dots P(w_m|w_1, w_2, \dots, w_{m-1}) \\ &= P(w_1) \prod_{i=2}^m P(w_i|w_1, w_2, \dots, w_{i-1}) \end{aligned}$$


Chain Rule

Multiplication of Conditional Probabilities

- n -gram assumption

$$P(w_i|w_1, w_2, \dots, w_{i-1}) \approx P(w_i|\underbrace{w_{i-n+1}, w_{i-n+2}, \dots, w_{i-1}}_{\text{History of length } n-1})$$

$$P(w_i|w_1, w_2, \dots, w_{i-1}) \approx P(w_i|w_{i-2}, w_{i-1}) \quad \text{Trigram}$$

$$P(w_i|w_1, w_2, \dots, w_{i-1}) \approx P(w_i|w_{i-1}) \quad \text{Bigram}$$

$$P(w_i|w_1, w_2, \dots, w_{i-1}) \approx P(w_i) \quad \text{Unigram}$$

Introduction: n -gram

- **Known Weakness of n -gram Language Models**
 - Sensitive to changes in the style or topic of the text on which they are trained
 - Assume the probability of next word in a sentence depends only on the identity of last $n-1$ words
 - Capture only **local contextual information** or **lexical regularity (word ordering relationships)** of a language
- Ironically, n -gram language models take no advantage of the fact that what is being modeled is language
 - Frederick Jelinek said "***put language back into language modeling***" (1995)

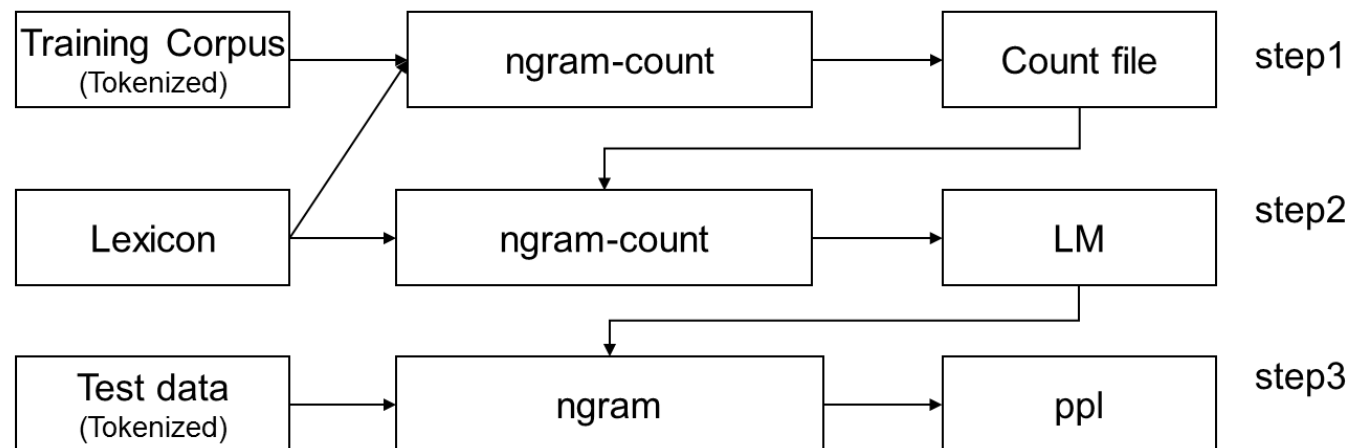
$$P(w_i | w_1, w_2, \dots, w_{i-1}) \approx P(w_i | w_{i-2}, w_{i-1})$$

Introduction: Typical Issues for LM

- Evaluation
 - How can you tell a good language model from a bad one
 - For example, in the context of speech recognition, we can run a speech recognizer or adopt other statistical measurements
 - Smoothing
 - Deal with data sparseness of real training data
 - Various approaches have been proposed
 - Caching/Adaptation
 - If you say something, you are likely to say it again later
 - Adjust word frequencies observed in the current conversation
 - Clustering
 - Group words with similar properties (similar semantic or grammatical) into the same class
 - Another efficient way to handle the data sparseness problem
-

Commonly-used Language Modeling Toolkit

- For example, SRILM is a toolkit for building and applying various statistical language models
 - Three main functionalities
 - Generate the n -gram count file from the corpus
 - Train the language model from the n -gram count file
 - Calculate the test data perplexity using the trained language model



Outline

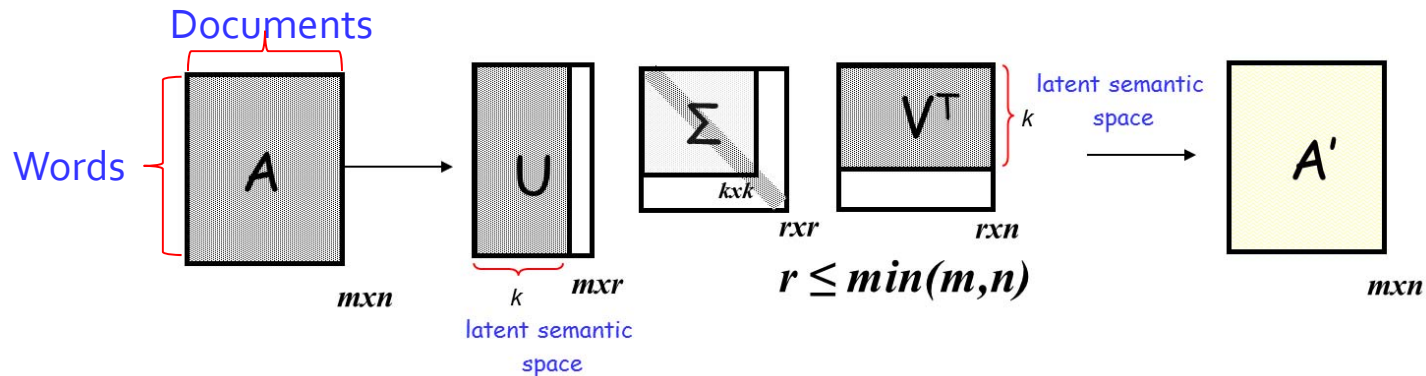
- Introduction (n -gram)
- **Topic Modeling (LSA, NMF, PLSA, LDA, WTM)**
- Discriminative Language Modeling
- Neural Network Language Modeling
- Relevance Language Modeling
- Positional Language Modeling
- Conclusions

Topic Modeling

- Topic language models have been introduced and investigated to complement the n -gram language models
 - A commonality among them is that a set of latent topic variables is introduced to describe the “**word-document**” co-occurrence characteristics
- Models developed generally follow two lines of thought
 - Algebraic
 - Latent Semantic Analysis (LSA) (Deerwester et al., 1990), nonnegative matrix factorization (NMF) (Lee and Seung, 1999), etc.
 - Probabilistic
 - Probabilistic latent semantic analysis (PLSA) (Hofmann, 2001), latent Dirichlet allocation (LDA) (Blei et al., 2003), Word Topic Model (Chen, 2009) etc.

Latent Semantic Analysis (LSA)

- Start with a matrix describing the intra- and Inter-document statistics between all terms and all documents
- Singular value decomposition (SVD) is then performed on the matrix to project all term and document vectors onto a reduced latent topical space



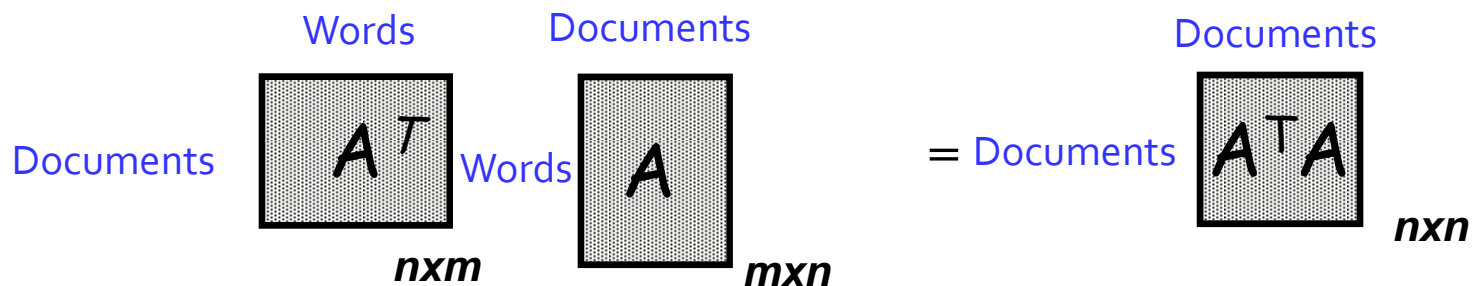
$$\|A\|_F^2 = \sum_{i=1}^m \sum_{j=1}^n a_{ij}^2 \rightarrow \|A\|_F^2 = \sigma_1^2 + \sigma_2^2 + \dots + \sigma_r^2 ?$$

- In the context of IR, matching between queries and documents can be carried out in this topical space

1. G. W. Furnaset et al., "Information Retrieval using a Singular Value Decomposition Model of Latent Semantic Structure," *SIGIR1988*.
2. T. K. Landauer et al. (eds.), *Handbook of Latent Semantic Analysis*, Lawrence Erlbaum, 2007.

Latent Semantic Analysis

- The latent space of LSA is derived on top of eigen-decomposition of the matrix $A^T A$
 - Each entry of $A^T A$ represents the correlation (inner product; closeness relationship) between any document (vector) pairs
- The column vectors v_j in V actually are eigenvectors of $A^T A$
 - $A^T A$ is symmetric and all its diagonal entities are positive
 - All eigenvalues λ_j are nonnegative real numbers $(A^T A)v_i = \lambda_i v_i$
 - All eigenvectors v_j are orthonormal
 - Singular values σ_j in Σ are the square roots of λ_j ($\sigma_j = \sqrt{\lambda_j}$)



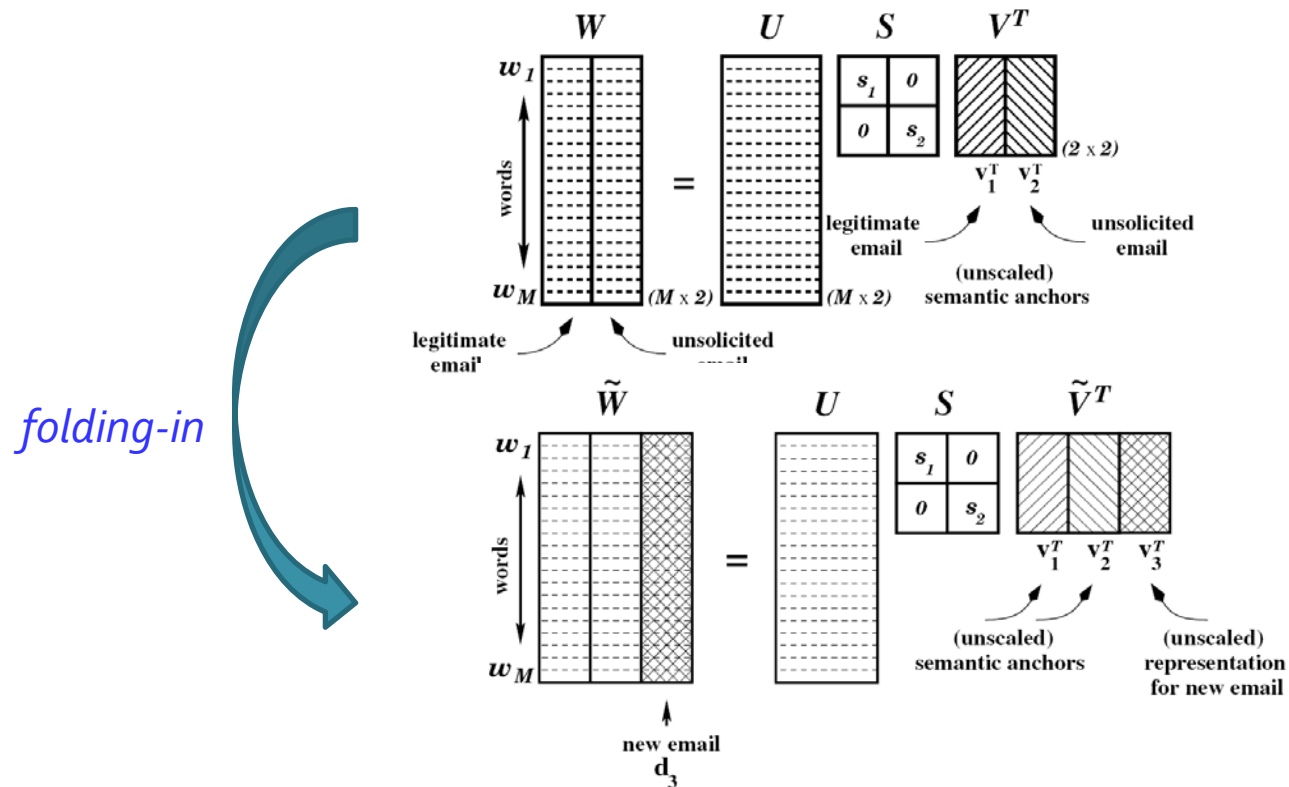
LSA bears similarity to PCA (Principal Component Analysis), and has the aim of finding a subspace determined by the eigenvectors of $A^T A$ that preserves most of the relationships (a kind of simple structure information) between documents (compositions).

Latent Semantic Analysis

- Pro
 - A clean formal framework and a clearly defined optimization criterion (least-squares)
 - Conceptual simplicity and clarity
 - Handle synonymy problems (“heterogeneous vocabulary”)
 - Replace individual terms as the descriptors of documents by independent “*artificial concepts*” that can specified by any one of several terms (or documents) or combinations
- Con
 - Contextual or positional information for words in documents is discarded (the so-called “*bag-of-words*” assumption)
 - High computational complexity (e.g., SVD decomposition)
 - Word and document representations have negative values
 - Exhaustive search are needed when compare among documents or between a query (word) and a document (cannot make use of inverted files ?)

LSA: Application to Junk E-mail Filtering

- One vector represents the centroid of all e-mails that are of interest to the user, while the other the centroid of all e-mails that are not of interest



LSA: Application to Cross-lingual Language Modeling

- Assume that a document-aligned (instead of sentence-aligned) Chinese-English bilingual corpus is provided

$$\begin{array}{c}
 \begin{array}{cccc}
 & \mathbf{W} & & \\
 \begin{array}{c} d_1^E \\ d_2^E \\ \dots \\ d_N^E \end{array} & \begin{array}{c} d_2^E \\ \dots \\ d_N^E \end{array} & \dots & \begin{array}{c} d_1^E \\ d_2^E \\ \dots \\ d_N^E \end{array} \\
 \hline
 \begin{array}{c} d_1^C \\ d_2^C \\ \dots \\ d_N^C \end{array} & \begin{array}{c} d_2^C \\ \dots \\ d_N^C \end{array} & \dots & \begin{array}{c} d_1^C \\ d_2^C \\ \dots \\ d_N^C \end{array} \\
 \hline
 M \times N & & &
 \end{array}
 =
 \begin{array}{c}
 \mathbf{U} \\
 \hline
 M \times R
 \end{array}
 \times
 \begin{array}{c}
 \mathbf{S} \\
 \hline
 R \times R
 \end{array}
 \times
 \begin{array}{c}
 \mathbf{V}^T \\
 \hline
 R \times N
 \end{array}
 \end{array}$$

SVD of a word-document matrix for CL-LSA.

$$\begin{array}{c}
 \begin{array}{cccc}
 & \bar{\mathbf{W}} & & \\
 \begin{array}{c} \bar{d}_1^E \\ \bar{d}_2^E \\ \dots \\ \bar{d}_P^E \end{array} & \begin{array}{c} \bar{d}_2^E \\ \dots \\ \bar{d}_P^E \end{array} & \dots & \begin{array}{c} \bar{d}_1^E \\ \bar{d}_2^E \\ \dots \\ \bar{d}_P^E \end{array} \\
 \hline
 0 & 0 & \dots & 0 \\
 \hline
 M \times P & & &
 \end{array}
 =
 \begin{array}{c}
 \mathbf{U} \\
 \hline
 M \times R
 \end{array}
 \times
 \begin{array}{c}
 \mathbf{S} \\
 \hline
 R \times R
 \end{array}
 \times
 \begin{array}{c}
 \bar{\mathbf{V}}^T \\
 \hline
 R \times P
 \end{array}
 \end{array}$$

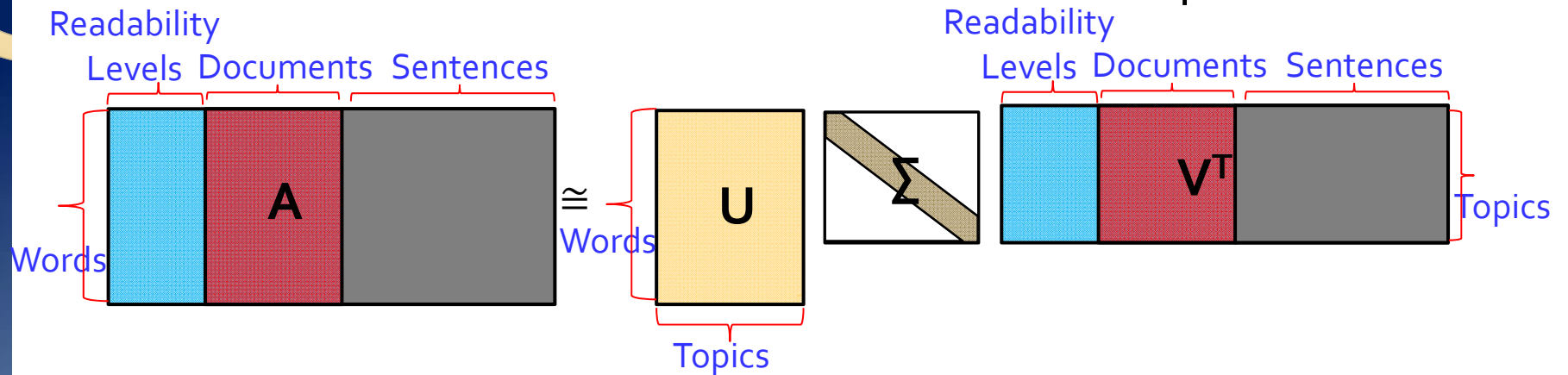
Folding-in a monolingual corpus into LSA.

$$P_{\text{CL-LSA-Unigram}}(c|d_i^E) = \sum_e P_T(c|e) P(e|d_i^E)$$

$$P_T(c|e) \approx \frac{\text{sim}(\bar{c}, \bar{e})^\gamma}{\sum_{c'} \text{sim}(\bar{c}', \bar{e})^\gamma} \quad (\gamma \gg 1)$$

LSA: Application to Readability Classification

- Aim to extract “word-readability level”, “word-document” and “word sentence” co-occurrence relationships

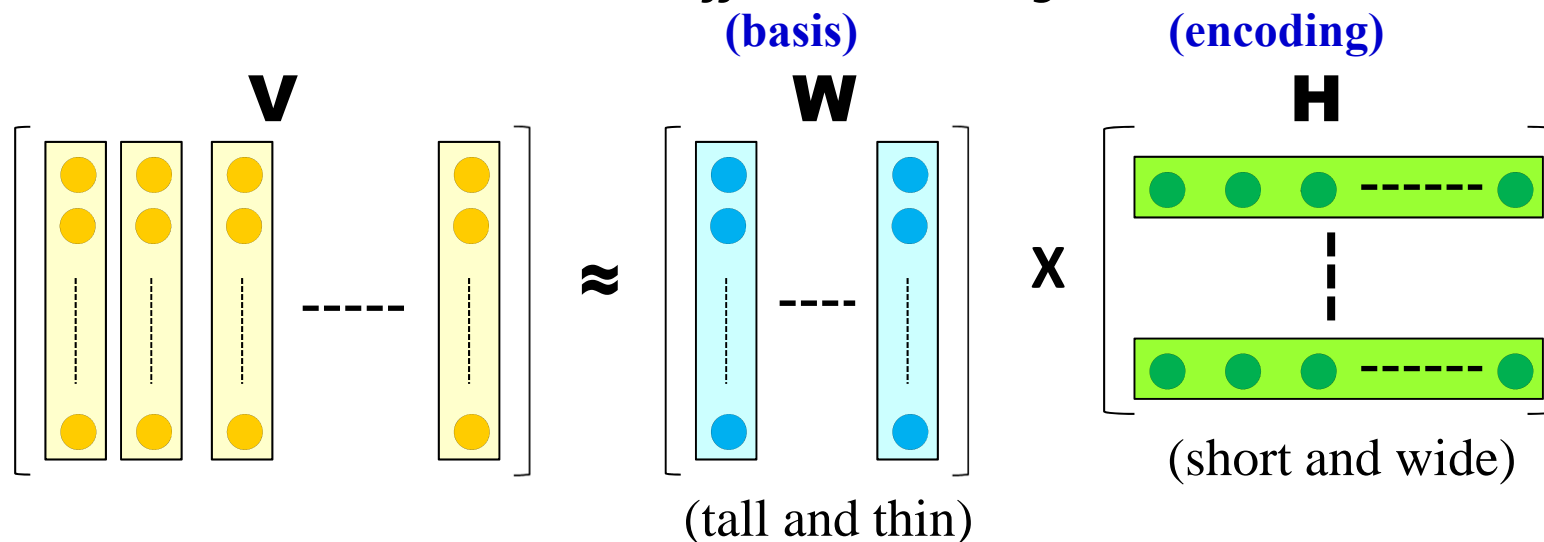


- Very Preliminary Results (10-fold tests; w.r.t. classification accuracy (%))

	NHK98 (410 documents)	國編版 (265documents)
“word-readability level” relationship (dimensionality=6)	0.329	0.260
“word-readability level” & “word-document” relationships (dimensionality=20)	0.346	0.426

Nonnegative Matrix Factorization (NMF)

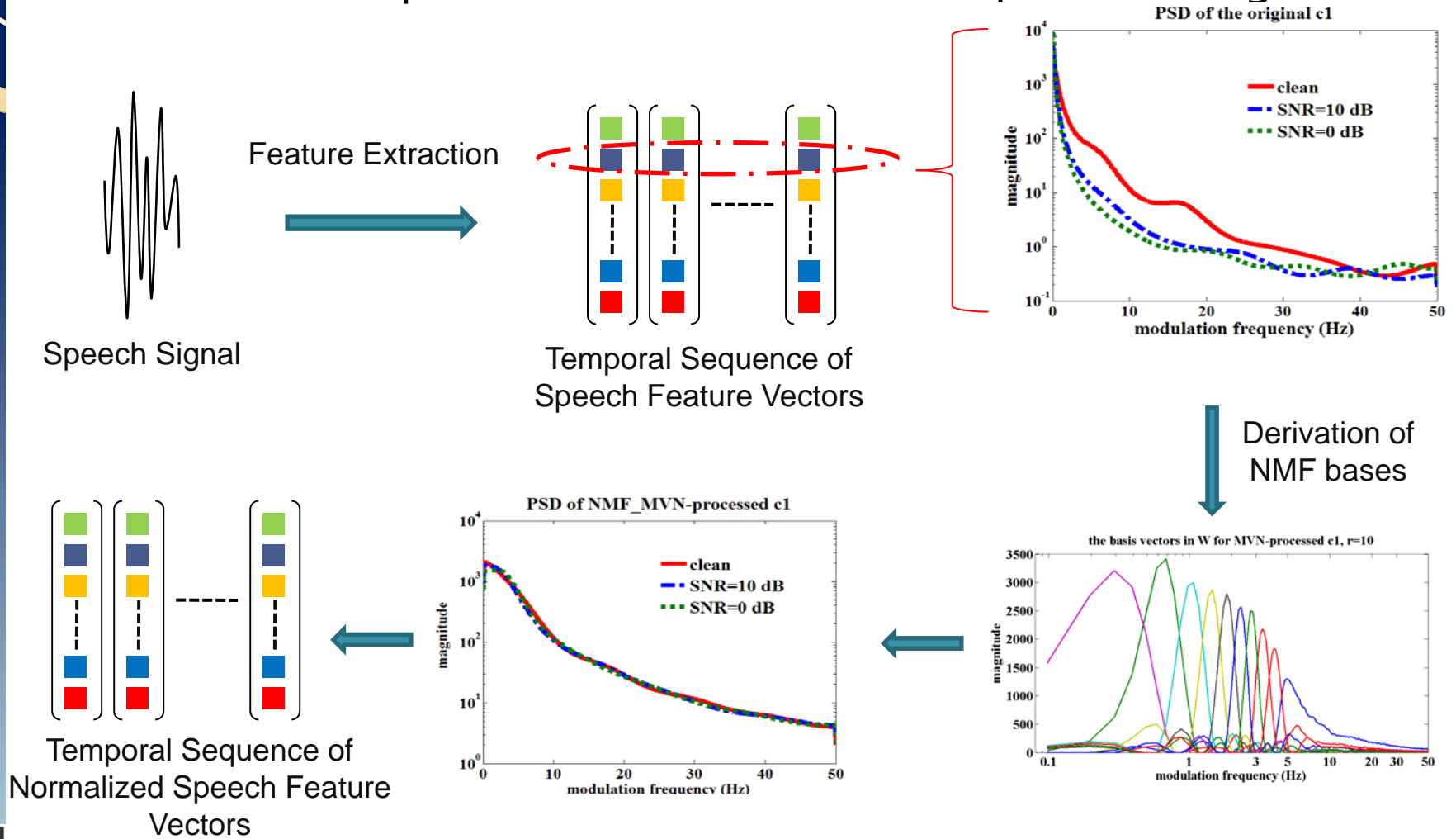
- NMF approximates data with an **additive and linear combination** of nonnegative components (or basis vectors)
 - Given a **nonnegative data matrix** $V \in \mathbb{R}^{L \times M}$, NMF computes another two **nonnegative matrices** $W \in \mathbb{R}^{L \times r}$ and $H \in \mathbb{R}^{r \times M}$ such that $V \approx WH$
 - $r \ll L$ and $r \ll M$ to ensure efficient encoding



$$\mathbf{v} \approx \mathbf{W}\mathbf{h} = \sum_{r=1}^R h_r \mathbf{w}_r = h_1 \mathbf{w}_1 + \dots + h_R \mathbf{w}_R$$

NMF: Application

- Modulation Spectrum Factorization for Speech Recognition



Probabilistic Latent Semantic Analysis (PLSA)

- Each document as a whole consists of a set of shared latent topics with different weights -- a **document topic modeling (DTM)** approach
 - Each topic in turn offers a unigram (multinomial) distribution for observing a given word

$$P_{\text{PLSA}}(w | D) = \sum_{k=1}^K P(w_i | T_k) P(T_k | D)$$

- LDA (latent Dirichlet allocation) differs from PLSA mainly in the inference of model parameters:
 - PLSA assumes the model parameters are fixed and unknown
 - LDA places additional a priori constraints on the model parameters, i.e., thinking of them as random variables that follow some Dirichlet distributions

1. T. Hoffmann, "Unsupervised learning by probabilistic latent semantic analysis," *Machine Learning*, 2001.
2. D. M. Blei et al., "Latent Dirichlet allocation," *Journal of Machine Learning Research*, 2003.

Word Topic Modeling (WTM)

- Each word of language is treated as a **word topic model** (WTM) for predicting the occurrences of other words

$$P_{\text{WTM}}(w_i | \mathbf{M}_{w_j}) = \sum_{k=1}^K P(w_i | T_k) P(T_k | \mathbf{M}_{w_j})$$

- The WTM $P_{\text{WTM}}(w_i | \mathbf{M}_{w_j})$ of each word can be trained with maximum likelihood estimation (MLE)
 - By concatenating those words occurring within a context window around each occurrence of the word, **which are assumed to be relevant to the word**, to form the training observation



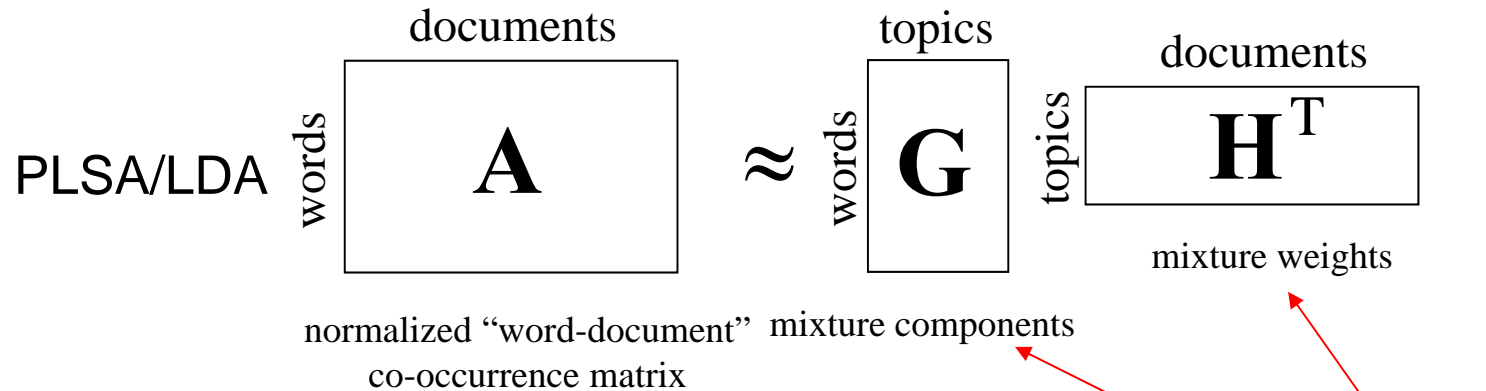
$$\log L_{\mathbf{w}} = \sum_{w_j \in \mathbf{w}} \log P_{\text{WTM}}(Q_{w_j} | \mathbf{M}_{w_j}) = \sum_{w_j \in \mathbf{w}} \sum_{w_i \in Q_{w_j}} c(w_i, Q_{w_j}) \log P_{\text{WTM}}(w_i | \mathbf{M}_{w_j})$$

- \mathbf{W} : the set of words in the language

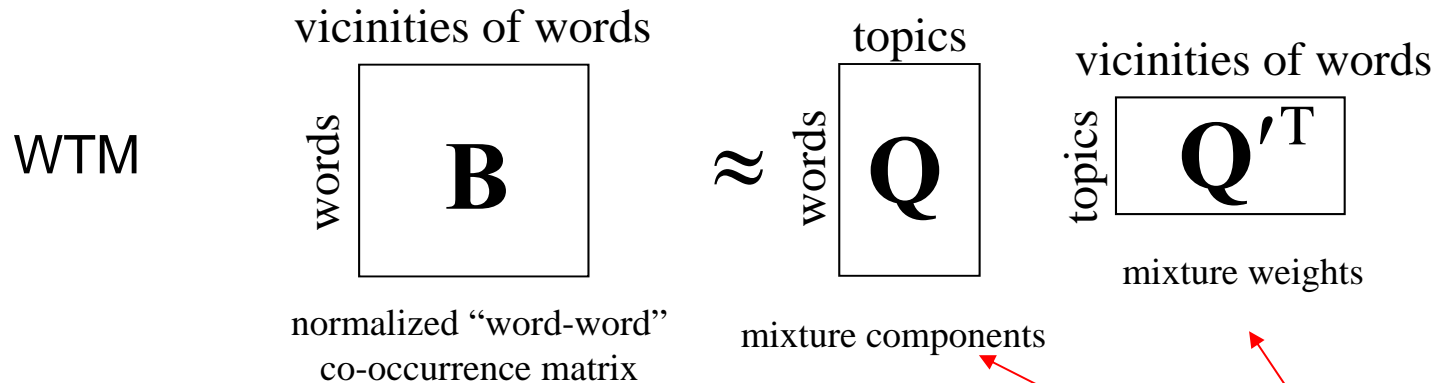
Can we model topical information using other compositions beyond "documents"?

Comparison Between WTM and DTM

- Probabilistic Matrix Decompositions



$$P_{\text{PLSA/LDA}}(w_i | D) = \sum_{k=1}^K P(w_i | T_k) P(T_k | D)$$



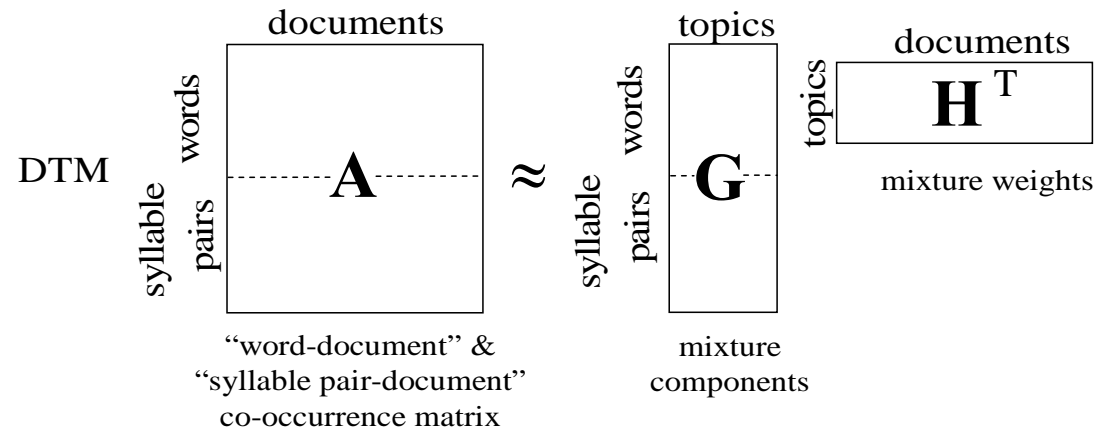
$$P_{\text{WTM}}(w_i | M_{w_j}) = \sum_{k=1}^K P(w_i | T_k) P(T_k | M_{w_j})$$

Example Topic Distributions of WTM

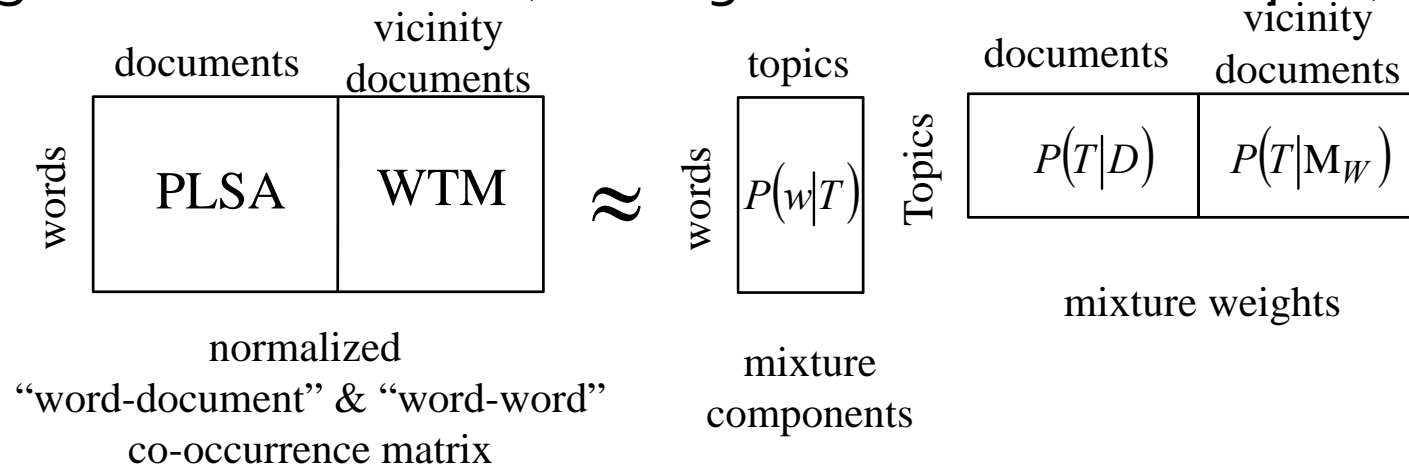
Topic 13		Topic 14		Topic 23	
word	weight	word	weight	word	weight
Vena (靜脈)	1.202	Land tax (土地稅)	0.704	Cholera (霍亂)	0.752
Resection (切除)	0.674	Tobacco and alcohol tax law (菸酒稅法)	0.489	Colorectal cancer (大腸直腸癌)	0.681
Myoma (肌瘤)	0.668	Tax (財稅)	0.457	Salmonella enterica (沙門氏菌)	0.471
Cephalitis (腦炎)	0.618	Amend drafts (修正草案)	0.446	Aphthae epizooticae (口蹄疫)	0.337
Uterus (子宮)	0.501	Acquisition (購併)	0.396	Thyroid (甲狀腺)	0.303
Bronchus (支氣管)	0.500	Insurance law (保險法)	0.373	Gastric cancer (胃癌)	0.298

Some Extensions of DTM and WTM

- Hybrid of Different Indexing Features for DTM/WTM



- Pairing of DTM and WTM (Sharing the Same Latent Topics)



Visualization of Document Collections with PLSA

- The original formulation of PLSA

$$P_{\text{PLSA}}(w | D) = \sum_{k=1}^K P(w_i | T_k) P(T_k | D)$$

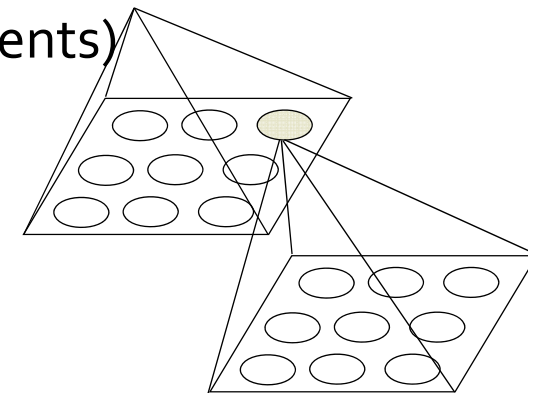
- ProbMap: PLSA additionally takes into account the relationships between topics

$$P_{\text{ProbMap}}(w | D) = \sum_{k=1}^K \left[\sum_{j=1}^K P(w | T_j) P(T_j | T_k) \right] P(T_k | D)$$

- Where $P(T_j | T_k)$ has to do with the topological distance between any two topics (or clusters of documents)

$$E(T_l, T_k) = \frac{1}{\sqrt{2\pi\sigma}} \exp \left[-\frac{\text{dist}(T_l, T_k)^2}{2\sigma^2} \right]$$

$$P(T_j | T_k) = \frac{E(T_j, T_k)}{\sum_{j'=1}^K E(T_{j'}, T_k)}$$



Two-dimensional
Tree Structure for Organized Topics

Visualization of Document Collections with PLSA

- Estimation of the Component Distributions (with EM algorithm)

$$\hat{P}(w | T_k) = \frac{\sum_{i=1}^N c(w, D_i) P_U(T_k | w, D_i)}{\sum_{j=1}^M \sum_{h=1}^N c(w_j, D_h) P_U(T_k | w_j, D_h)}$$

$$\hat{P}(T_k | D_i) = \frac{\sum_{j=1}^M c(w_j, D_i) P_V(T_k | w_j, D_i)}{\sum_{j'=1}^M c(w_{j'}, D_i)}$$

- Where

$$P_U(T_k | w, D_i) = \frac{P(w | T_k) \cdot P(T_k | D_i)}{\sum_{m=1}^K P(w | T_m) \cdot P(T_m | D_i)}$$

$$P_V(T_k | w, D_i) = \frac{P(T_k | D_i) \sum_{k'=1}^K P(T_{k'} | T_k) P(w | T_{k'})}{\sum_{s=1}^K P(T_s | D_i) \sum_{l=1}^K P(T_l | T_s) P(w | T_l)}$$

- Selection of Representative Topic Words



$$S(w, T_k) =$$

$$\frac{\sum_{i=1}^N c(w, D_i) P(T_k | D_i)}{\sum_{i'=1}^N c(w, D_{i'}) [1 - P(T_k | D_{i'})]}$$

Outline

- Introduction (n -gram)
- Topic Modeling (LSA, NMF, PLSA, LDA, WTM)
- **Discriminative Language Modeling**
- Neural Network Language Modeling
- Relevance Language Modeling
- Positional Language Modeling
- Conclusions

Discriminative Language Modeling (DLM)

- DLM for Speech Recognition

- DLM takes a testing utterance X together with a set of top-scoring recognition hypotheses $\text{GEN}(X)$, produced by the baseline speech recognition system, as the input
- DLM selects the most promising hypothesis W^* out from $\text{GEN}(X)$ through the following equation:

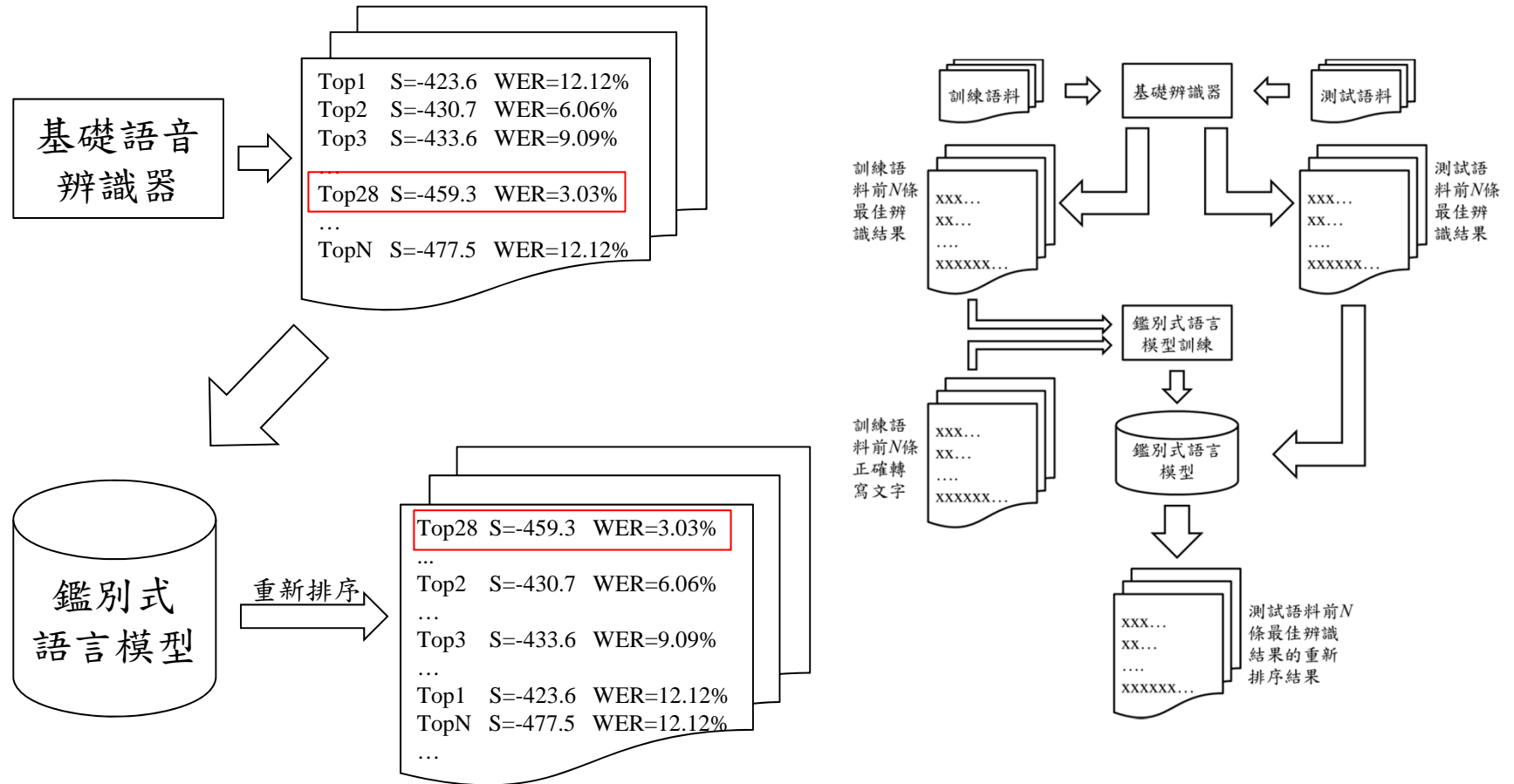
$$W^* = \text{DLM}(X, \text{GEN}(X)) = \arg \max_{W \in \text{GEN}(X)} \Phi(X, W) \bullet \alpha$$

- Where $\Phi(X, W)$ is a feature vector used to characterize a recognition hypothesis W for X , and α is the parameter vector of a DLM model

	word unigrams					word bigrams			
	w_p	w_q	...	w_r	$w_p w_k$...	$w_j w_m$	$w_l w_n$	
log[P(W)P(W x)]									
Feature Vector $\Phi(X, W)$	-2602.62	1	3	...	0	2	...	1	0
Parameter Vector of DLM α	1	0.01	0.12	...	-0.25	-0.03	...	0.78	0.52

Discriminative Language Modeling

- Schematic Illustration



Discriminative Language Modeling

- Training of a DLM model
 - Fulfilled by finding a parameter vector α that minimizes a loss function having to do with the margin between the score of the reference transcript W_i^R and that of any other hypothesis W_i for each training utterance X_i

The Training Objectives of Various DLM Methods

Methods	Training Objectives
Perceptron	$F_{Perc}(\alpha) = \frac{1}{2} \sum_{i=1}^L ((\Phi(X_i, W_i^R) - \Phi(X_i, W_i^*)) \bullet \alpha)$
GCLM	$F_{GCLM}(\lambda) = - \sum_{i=1}^L \log \frac{\exp(\Phi(X_i, W_i^R) \bullet \alpha)}{\sum_{W_i \in \text{GEN}(X_i)} \exp(\Phi(X_i, W_i) \bullet \alpha)}$
WGCLM	$F_{WGCLM}(\lambda) = - \sum_{i=1}^L \log \frac{\exp(\Phi(X_i, W_i^R) \bullet \alpha)}{\sum_{W_i \in \text{GEN}(X_i)} \omega_{i, W_i} \exp(\Phi(X_i, W_i) \bullet \alpha)}$
MERT	$F_{MERT}(\lambda) = \sum_{i=1}^L \sum_{W_i \in \text{GEN}(X_i)} \frac{\omega_{i, W_i} \exp(\Phi(X_i, W_i) \bullet \alpha)^\beta}{\sum_{W_s \in \text{GEN}(X_i)} \exp(\Phi(X_i, W_s) \bullet \alpha)^\beta}$

1. B. Chen, J.-W. Liu, "Discriminative language modeling for speech recognition with relevance information," *ICME*, 2011
2. M.-H. Lai et al., "Empirical comparisons of various discriminative language models for speech recognition," *ROCLING*, 2011

DLM for Speech Summarization

- A global conditional log-linear model (GCLM) is used to establish the speech summarizer
 - GCLM will give a decision score to an arbitrary sentence S_i of a spoken document D_n to be summarized according to the posterior probability which is approximated by

$$P_{\text{GCLM}}(S_i|D_n) = \frac{\exp(X_i \cdot \zeta)}{\sum_{l=1}^{L_n} \exp(X_l \cdot \zeta)}$$

x_i is the M-dimensional feature vector of S_i
 ζ is the M-dimensional parameter vector of GCLM
 $x_i \cdot \zeta$ is the inner product of x_i and ζ
 L_n is the total number of sentences in D_n

- Training objectives

$$F_{\text{GCLM-I}} = \sum_{n=1}^N \sum_{S_i \in \text{Summ}_n} \log \frac{P_{\text{GCLM}}(S_i|D_n)}{\sum_{l=1}^{L_n} (1 - e(S_l, \text{Summ}_n)) P_{\text{GCLM}}(S_l|D_n)}$$

$$F_{\text{GCLM-II}} = \sum_{n=1}^N \sum_{l=1}^{L_n} e(S_l, \text{Summ}_n) P_{\text{GCLM}}(S_l|d_n)$$

DLM for Speech Summarization

- Features X_i used to represent the sentences of a spoken document to be summarized

SET 1
(raw features)

SET 2
(more elaborate features
produced by unsupervised
models)

Types	Description
Structural feature	1. Duration of the current sentence (S1)
Lexical features	1. Number of named entities (L1)
	2. Number of stop words (L2)
	3. Bigram language model scores (L3)
	4. Normalized bigram scores (L4)
Acoustic features	1. The 1st formant (F1-1 to F1-5)
	2. The 2nd formant (F2-1 to F2-5)
	3. The pitch value (P-1 to P-5)
	4. The peak normalized cross-correlation of pitch (C-1 to C-5)
Relevance features	1. Relevance score obtained by WTM
	2. Relevance score obtained by VSM
	3. Relevance score obtained by LSA
	4. Relevance score obtained by MRW

- Performance Evaluations (with erroneous speech transcripts)

		ROUGE-1	ROUGE-2	ROUGE-L
All	SVM	0.427	0.269	0.398
	Ranking SVM	0.449	0.283	0.418
	AdaRank	0.459 (0.462)	0.303 (0.303)	0.432 (0.432)
SET 1	GCLM-I	0.477	0.325	0.451
	GCLM-II	0.456	0.294	0.425
	SVM	0.376	0.228	0.353
	Ranking SVM	0.407	0.243	0.380
	AdaRank	0.378 (0.409)	0.237 (0.237)	0.362 (0.409)
	GCLM-I	0.408	0.264	0.390
SET 2	GCLM-II	0.401	0.247	0.377
	SVM	0.346	0.180	0.316
	Ranking SVM	0.417	0.255	0.380
	AdaRank	0.438 (0.438)	0.273 (0.273)	0.403 (0.403)
	GCLM-I	0.429	0.262	0.398
	GCLM-II	0.431	0.266	0.396

The levels of agreement between the three subjects for important sentence ranking (10% summarization ratio) for the evaluation set.

	ROUGE-1	ROUGE-2	ROUGE-L
Agreement	0.675	0.645	0.631

(the gold standard)

(comparisons among various models)

Outline

- Introduction (n -gram)
- Topic Modeling (LSA, NMF, PLSA, LDA, WTM)
- Discriminative Language Modeling
- **Neural Network Language Modeling**
- Relevance Language Modeling
- Positional Language Modeling
- Conclusions

Neural Network Language Modeling (NNLM)

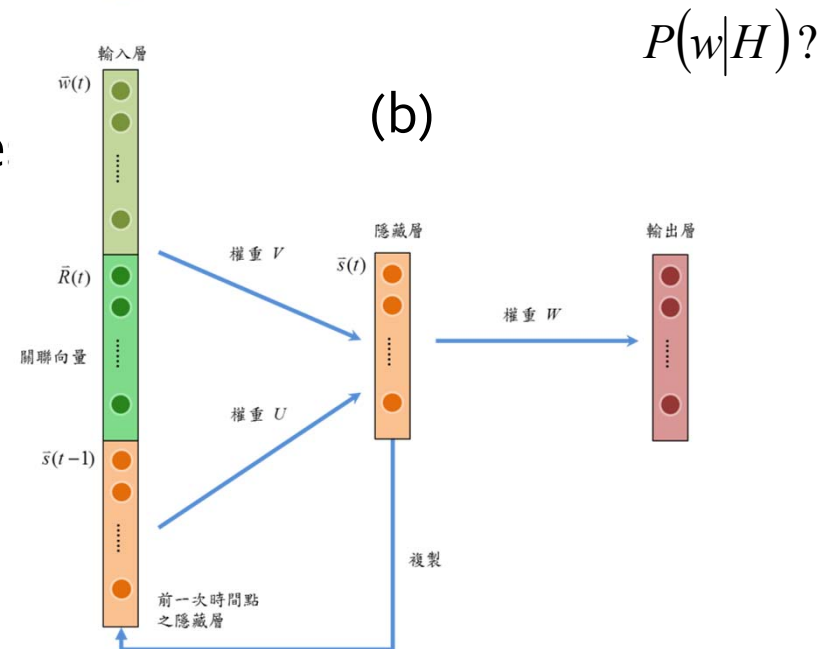
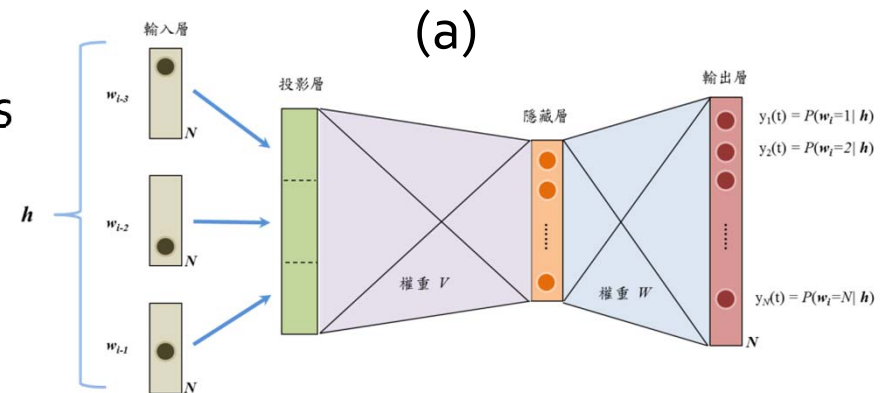
- Schematic Illustrations

- (a) Feed-forward neural networks

- (b) Recurrent neural networks

- Research Issues

- Encoding of words (and history)
- Leveraging extra information cue
- Discriminative training of NNLM
- Exploring “**deep**” neural networks (DNN)



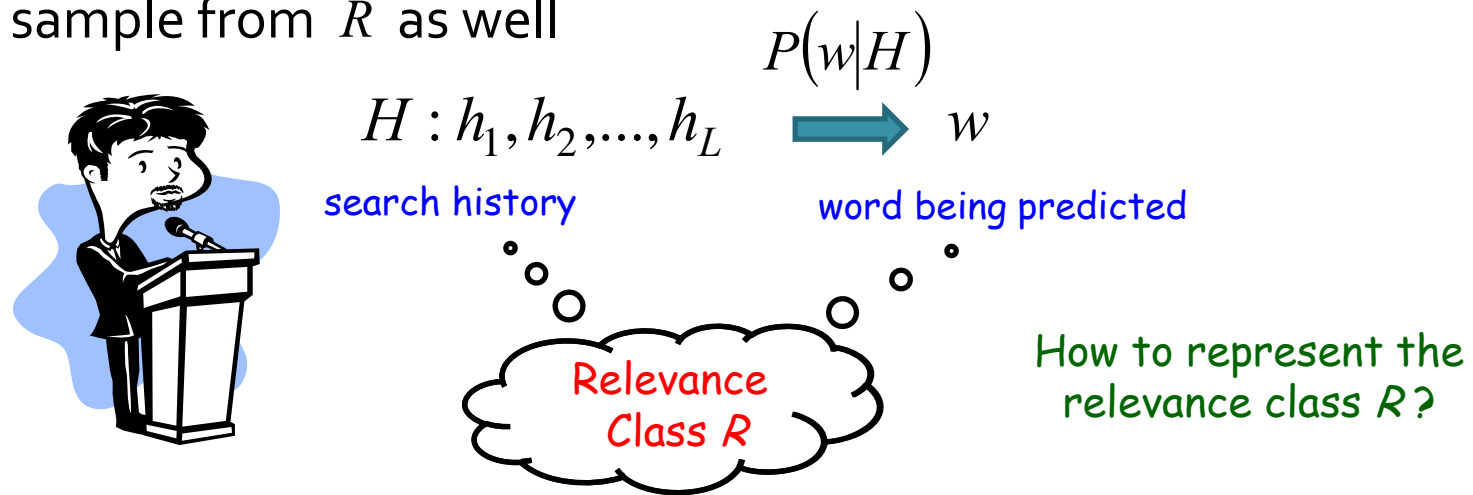
1. T. Mikolov et al., "Recurrent neural network based language model," *Interspeech 2010*
2. G. Hinton et al., "Deep Neural Networks for Acoustic Modeling in Speech Recognition- The Shared Views of Four Research Groups," *IEEE Signal Processing Magazine*, 29(6), pp. 82-97, November 2012

Outline

- Introduction (n -gram)
- Topic Modeling (LSA, NMF, PLSA, LDA, WTM)
- Discriminative Language Modeling
- Neural Network Language Modeling
- **Relevance Language Modeling**
- Positional Language Modeling
- Conclusions

Relevance Modeling (RM)

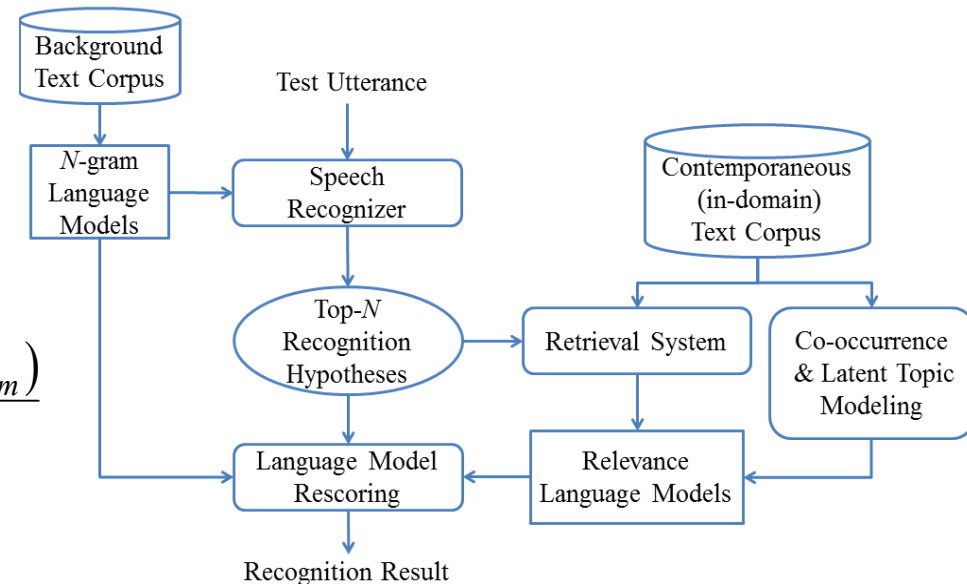
- Investigate a novel use of relevance information cues to dynamically complement (or adapt) the conventional n -gram models, assuming that
 - During speech recognition, a search history $H = h_1, h_2, \dots, h_L$ is a sample from a relevance class R describing some semantic content
 - Assume that a probable word w that immediately succeeds H is a sample from R as well



Relevance Modeling

- Leverage the top- M relevant documents of the search history to approximate the relevance class R
 - Take H as a query to retrieve relevant documents
 - **Relevance Model:** Multinomial view (*bag-of-words modeling*) of R

$$\begin{aligned}
 P_{\text{RM}}(w|H) &= \frac{P_{\text{RM}}(H, w)}{P_{\text{RM}}(H)} \\
 &= \frac{\sum_{m=1}^M P(D_m)P(H, w | D_m)}{\sum_{m=1}^M P(D_m)P(H | D_m)} \\
 &= \frac{\sum_{m=1}^M P(D_m)P(w | D_m)\prod_{l=1}^L P(h_l | D_m)}{\sum_{m=1}^M P(D_m)\prod_{l=1}^L P(h_l | D_m)}
 \end{aligned}$$



$$P_{\text{Adapt}}(w|H) = \lambda \cdot P_{\text{RM}}(w|H) + (1 - \lambda) \cdot P_{\text{BG}}(w|h_{L-1}, h_L)$$

Relevance Modeling

- Further incorporation of latent topic information
 - A shared set of latent topic variables $\{T_1, T_2, \dots, T_K\}$ is used to describe “*word-document*” co-occurrence characteristics

$$P(w | D_m) = \sum_{k=1}^K P(w | T_k) P(T_k | D_m)$$

$$P_{\text{TRM}}(H, w) = \sum_{m=1}^M \sum_{k=1}^K P(D_m) P(T_k | D_m) P(w | T_k) \prod_{l=1}^L P(h_l | T_k)$$

- Alternative modeling of pairwise word associations

$$P_{\text{PRM}}(h_l, w) = \sum_{m=1}^M P(D_m) P(h_l | D_m) P(w | D_m)$$

$$P_{\text{PRM}}(w | H) = \sum_{l=1}^L \alpha_l \cdot P_{\text{PRM}}(w | h_l)$$

$$P_{\text{TPRM}}(h_l, w) = \sum_{m=1}^M \sum_{k=1}^K P(D_m) P(T_k | D_m) P(h_l | T_k) P(w | T_k)$$

Relevance Modeling

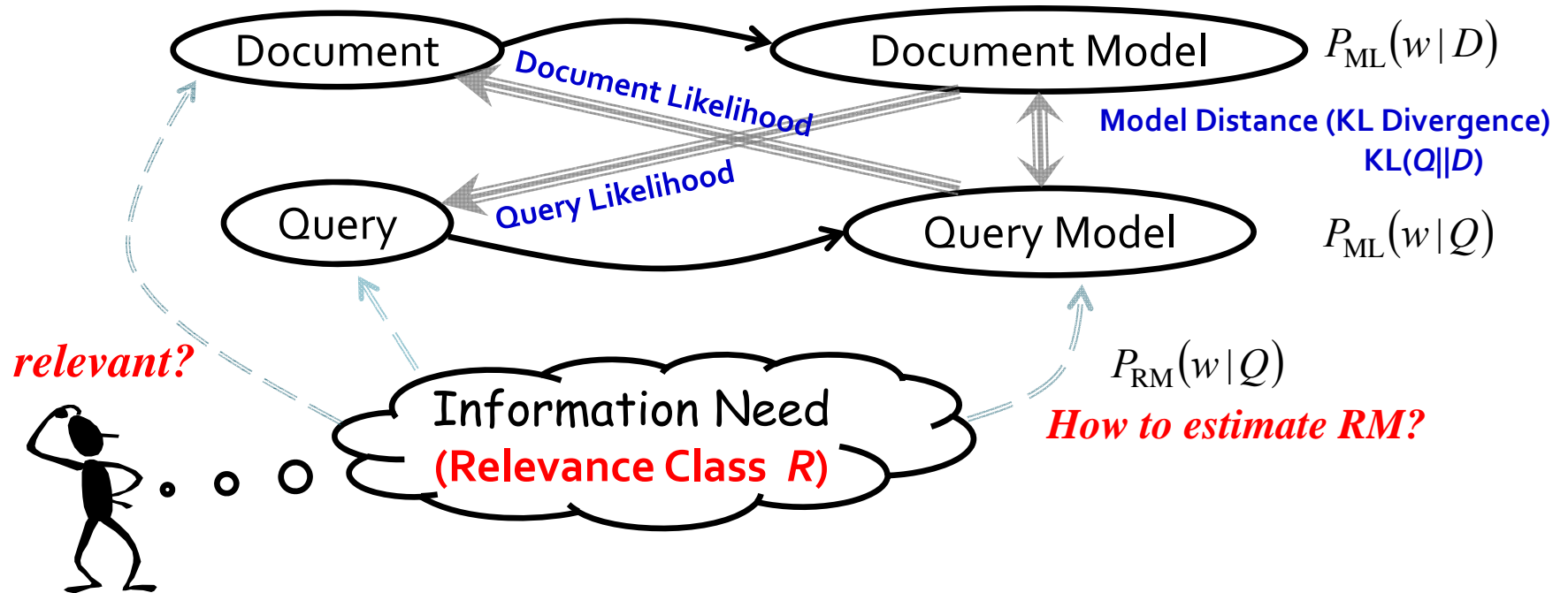
- Tested on a large vocabulary broadcast news recognition task
 - Character error rate (CER) results (the lower the better)

n -gram	RM	TRM	PRM	TPRM	PLSA	LDA	Cache	TBLM
20.08	19.29	19.08	19.23	19.09	19.15	19.15	19.86	20.02

- The various RM models achieve results compared to PLSA and LDA (topic models) and are considerably better than Cache and TBLM (trigger-based language model)
- The various RM models are more efficient than PLSA and LDA
 - The various RM probabilities can be easily composed on the basis of the component probability distributions that were trained beforehand, without recourse to any complex inference procedure during the recognition (or rescoring) process
 - Computationally tractable and feasible for speech recognition

RM for Spoken Document Retrieval

- Schematic illustration



MAP Evaluated on the TDT collection (the higher the better)

ULM	RM	TRM	RM+NR	TRM+NR	PLSA	LDA
0.323	0.364	0.394	0.392	0.402	0.345	0.341

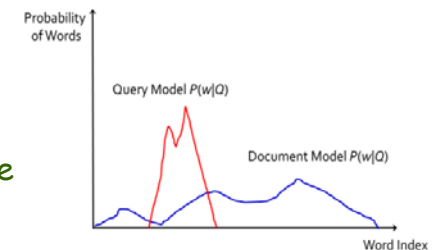
Kullback-Leibler (KL) Divergence

- KL-divergence measure the model distance between two probabilistic models (the smaller the more similar/relevant)
 - For example, in the context of information retrieval, we construct a query model (Q) and several document models (D)

$$\begin{aligned}
 KL(Q||D) &= \sum_w P(w|Q) \log \frac{P(w|Q)}{P(w|D)} && \begin{array}{l} \text{Query} \\ \text{model} \end{array} && \begin{array}{l} \text{Document} \\ \text{model} \end{array} \\
 &= \sum_w P(w|Q) \log P(w|Q) - \sum_w P(w|Q) \log P(w|D)
 \end{aligned}$$

Negative entropy of the query model : the same for all document => can be disregarded

Cross entropy between the language models of a query and a document

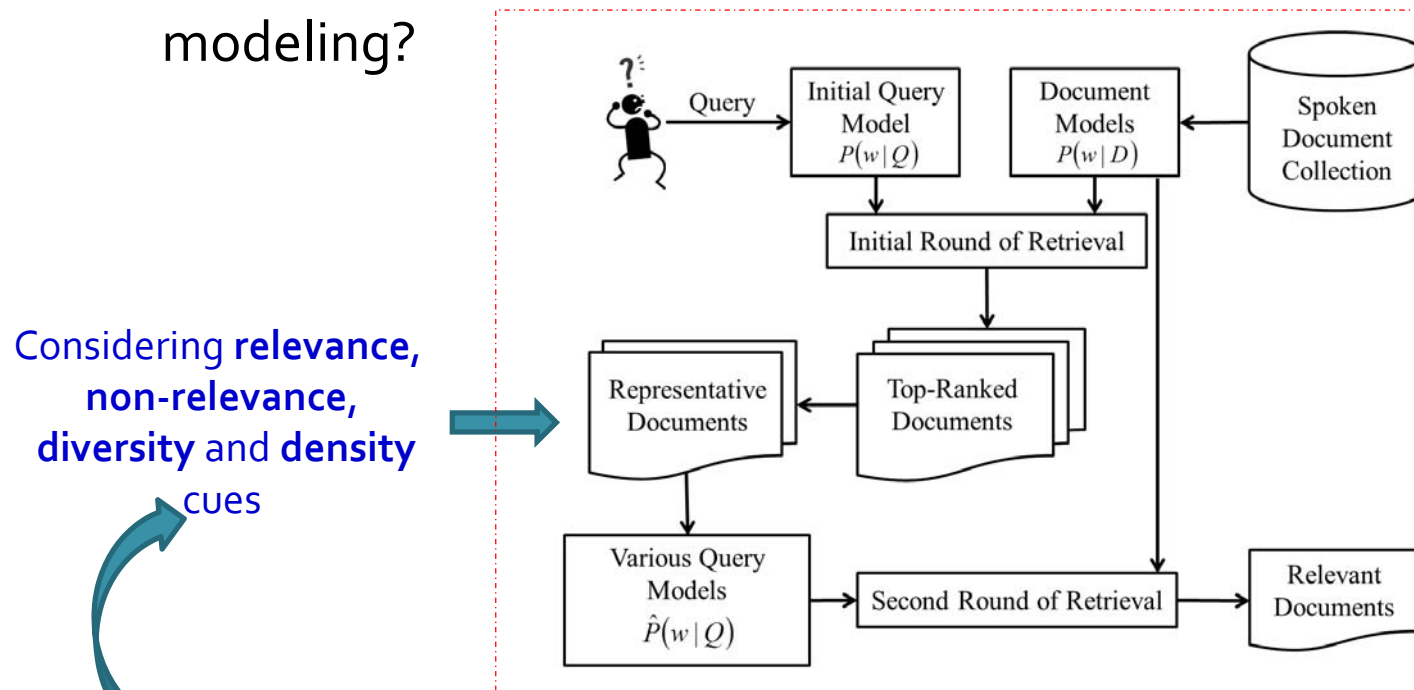


Equivalent to ranking **in decreasing order** of

$$\begin{aligned}
 &\sum_w P(w|Q) \log P(w|D) && \text{Relevant documents are deemed to have lower cross entropies} \\
 &= \sum_w^{\text{rank}} c(w, Q) \log P(w|D) = P(Q|D)
 \end{aligned}$$

RM for Spoken Document Retrieval

- Effective Pseudo-relevance Feedback
 - How to effectively glean useful cues from the top-ranked documents so as to achieve more accurate relevance (query) modeling?



$$D^* = \arg \max_{D \in \mathbf{D}_{\text{Top-DP}}} [(1 - \alpha - \beta - \gamma) \cdot M_{\text{Rel}}(Q, D) + \alpha \cdot M_{\text{NR}}(Q, D) + \beta \cdot M_{\text{Diversity}}(D) + \gamma \cdot M_{\text{Density}}(D)]$$

RM for Spoken Document Retrieval

- Relevance

$$\begin{aligned}M_{Rel}(Q, D) &= -KL(Q \| D) \\ &= - \sum_{w \in V} P(w|Q) \log \frac{P(w|Q)}{P(w|D)} \\ &= \sum_{w \in V}^{\text{rank}} P(w|Q) \log P(w|D)\end{aligned}$$

- Non-relevance

$$\begin{aligned}M_{NR}(D) &= KL(NR_Q \| D) \\ &\cong - \sum_{w \in V} P(w|Collection) \log \frac{P(w|Collection)}{P(w|D)}\end{aligned}$$

- Diversity

$$\begin{aligned}M_{Diversity}(D) \\ &= \min_{D_j \in \mathbf{D}_P} \frac{1}{2} \cdot [KL(D_j \| D) + KL(D \| D_j)]\end{aligned}$$

- Density

$$\begin{aligned}M_{Density}(D) \\ &= \frac{-1}{|\mathbf{D}_{Top}| - 1} \cdot \sum_{\substack{D_h \in \mathbf{D}_{Top} \\ D_h \neq D}} [KL(D_h \| D) + KL(D \| D_h)]\end{aligned}$$

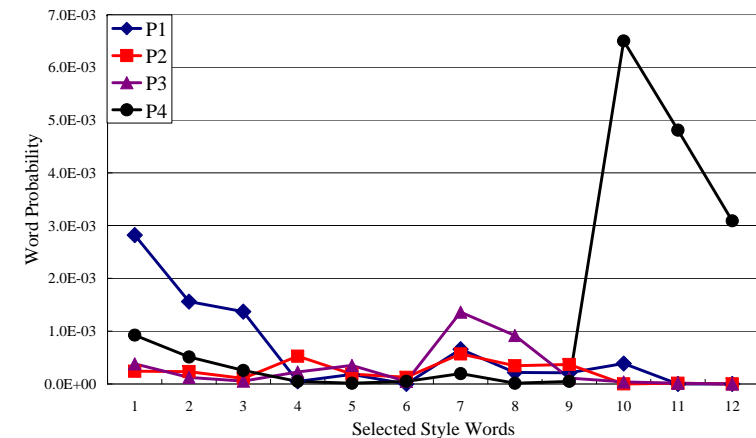
Outline

- Introduction (n -gram)
- Topic Modeling (LSA, NMF, PLSA, LDA, WTM)
- Discriminative Language Modeling
- Neural Network Language Modeling
- Relevance Language Modeling
- **Positional Language Modeling**
- Conclusions

Positional Language Modeling

- Are there any other alternatives beyond the above LMs?
- The table below shows the style words with higher rank of *TF-IDF* scores on four partitions of the broadcast news corpus
 - The corpus was partitioned by a left-to-right HMM segmenter

P1	P2	P3	P4
1繼續 Continue	4醫師 Doctor	7學生 Student	10公視 TV station name
2現場 Locale	5網路 Internet	8老師 Teacher	11綜合報 導 Roundup
3歡迎 Welcome	6珊瑚 Coral	9酒 Rice wine	12編譯 Edit and translate



Positional Language Modeling

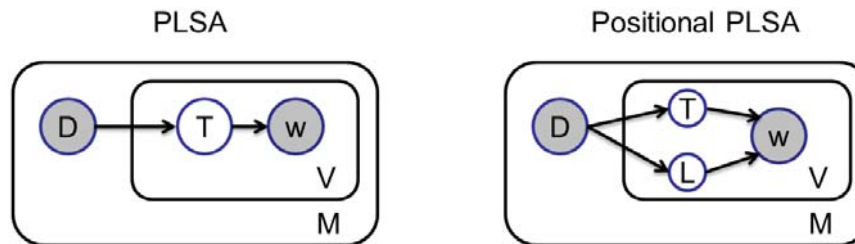
- Positional n -gram Model

$$P_{POS}(w_i | w_{i-2}, w_{i-1}) = \sum_{s=1}^S \alpha_s P(w_i | w_{i-2}, w_{i-1}, L_s)$$

- Where S is the number of partitions, α_s is the weight for a specific position L_s

- Positional PLSA (Probabilistic Latent Semantic) Model

$$P_{PosPLSA}(w_i | H) = \sum_{s=1}^S \sum_{k=1}^K P(w_i | T_k, L_s) P(L_s | H) P(T_k | H)$$



Graphical Model Representations

Conclusions

- Various language modeling approaches have been proposed and extensively investigated in the past decade, showing varying degrees of success in a wide array of applications (**cross-fertilization between speech, NLP and IR communities**)
- Among them, topic modeling, discovering the latent semantic (or topical) structures of document collections, can be of benefit for analysis and understanding of documents
- **Modeling and computation are intertwined** in developing new language models (“simple” is “elegant”?)
- “***Put language back into language modeling***” remains an important issue that awaits further studies (our ultimate goal?)

Thank You!